









FORGET EVERYTHING YOU KNOW ABOUT PERGOLAS.  
 TODAY MARKS THE BEGINNING  
 OF A NEW CHAPTER.  
 ONE IN WHICH OUR VALUES AND DESIRES  
 DRIVE US TO INNOVATE AND SURPASS  
 OURSELVES EVERY DAY.  
 A CHAPTER WHERE THE BOUNDARIES BETWEEN  
 INDOORS AND OUTDOORS  
 HAVE BEEN ELIMINATED TO CREATE A NEW SPACE  
 WHERE FREEDOM REIGNS.  
 WHERE EVERYBODY IS FREE  
 TO TAME THE SUN  
 AND CREATE A DELICATE INTERPLAY  
 OF SHADOW AND LIGHT.  
 A CHAPTER WHERE OUR EXPERTISE  
 AND INNOVATIONS BECOME EXPERIENCE,  
 INVITING YOU TO FORGET THE SEASONS:  
 THE CHANGES IN WEATHER  
 AND THE PASSING OF TIME.  
 FORGET IT ALL, BECAUSE TODAY IS A NEW DAY.  
 ONE WHERE BIOSSUN WILL REINVENT THE PERGOLA.





# Oublier *le* TEMPS

...lose yourself  
*in everything.*



Since 2009, Biossun has been building its expertise in pergolas using the principle of bioclimatic architecture, helping to strike the perfect balance between occupant comfort and climate conditions. Each individual's needs for warmth and ventilation can be better met by making the most of the sun's rays and the natural circulation of air.

The tilt-adjustable motorised slats, be they S-shaped or flat, can be positioned according to the sun's curve and angled up to 175° to offer optimal entry of light, effective natural ventilation and maximum protection against the rays. Whatever the weather, Biossun's tailor-made and customisable aluminium bioclimatic pergolas invite you to enjoy life and enable you to spend more time on your terrace.



...and live each day,  
*in harmony.*

Biossun is now creating solutions to complement the bioclimatic terrace, with covers and installations that are 100% ecodesigned in France. As part of this environmentally responsible strategy, Biossun bioclimatic terraces are composed of 98% primary aluminium, which is a completely recyclable material. This green solution is a key component in the construction of buildings which meet the French high quality environmental (HQE) and low consumption (BBC) standards.





# Oublier *le* TEMPS

*listen only  
to your desire...*

Scan these QR codes under your pergola  
to listen to the playlists we have created  
(and more) to help you relax and enjoy  
everything the outdoors has to offer, every  
moment of the day


Gentle  
*wake-up*



Lunchtime  
*sun*



Sunny days  
*with friends*



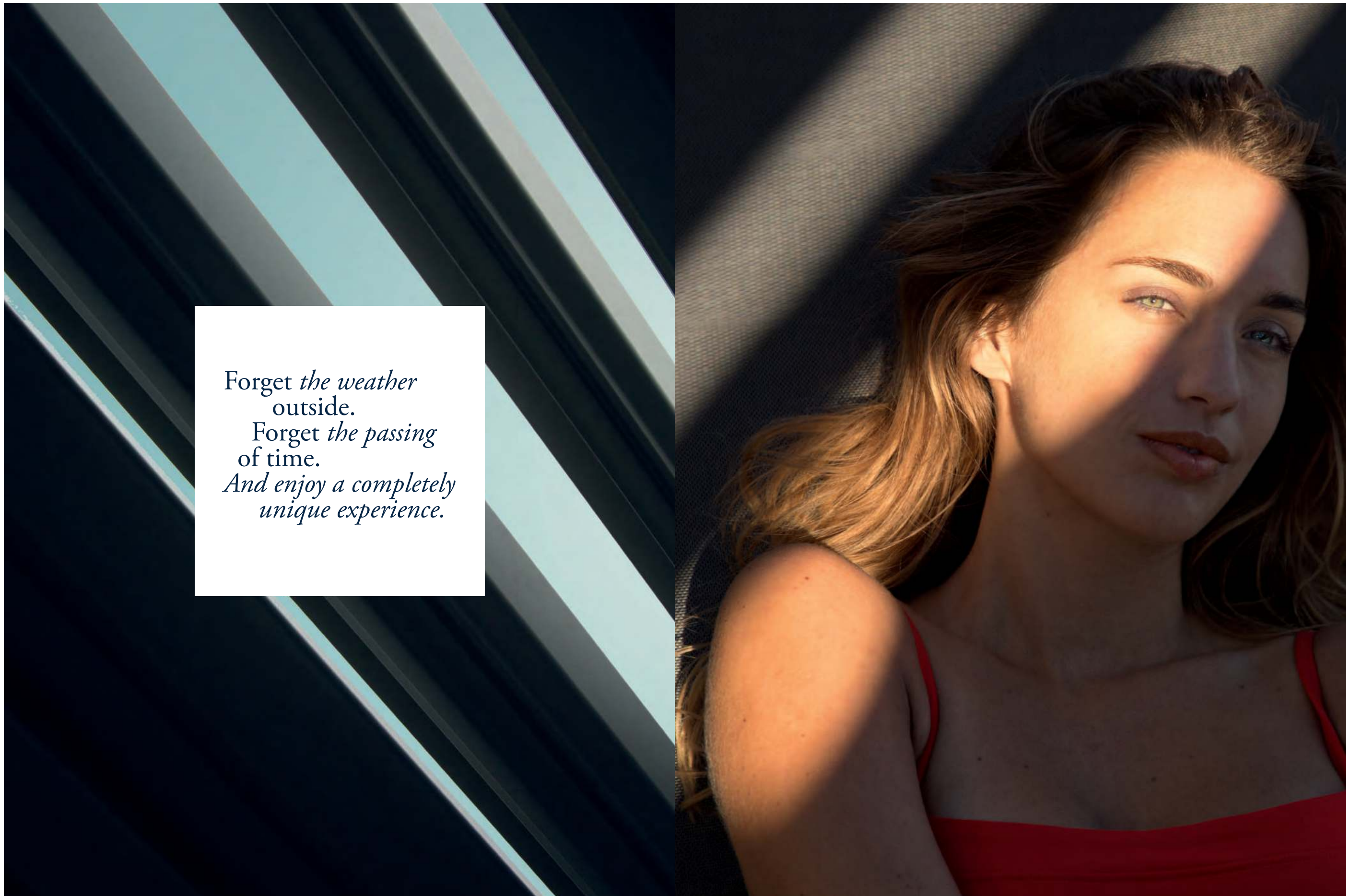
Cosy  
*morning*



Seaside  
*hammock  
snooze*







Forget *the weather*  
outside.  
Forget *the passing*  
of time.  
*And enjoy a completely*  
*unique experience.*



**Bio ONE.**


Push back the boundaries  
*between light and shade;*  
imagine new interplays of light  
*and master the sun*  
with the **Bio ONE**  
bioclimatic pergola.





***Bio ONE.***

The Bio One bioclimatic pergola brings a unique elegance to your terrace. Up to 6 m wide, it enables you to create different zones filled with light or shade and imagine your a brand new style of outdoor living.



**Slats can be individually oriented by zone.**

**Bluetooth activated by remote-control or smartphone.**

**Closes automatically in adverse weather conditions. Unique patent.**

**350 colours and finishes and 50 architectural shades available.**





**Bio 230.**

Break down barriers,  
*imagine the impossible,*  
and enter a *new dimension*  
with the **Bio 230**  
bioclimatic pergola.



**Bio 230.**

The Bio 230 bioclimatic pergola gives free reign to your imagination. With a maximum width of 7 metres, it fits in with the rhythm of your life perfectly, bringing a unique, tailor-made dimension to your terrace.



Up to 31.5 m<sup>2</sup>  
in single bay  
installation.

Bluetooth  
activated by  
remote-control  
or smartphone.

Double bay  
possible.

350 colours and  
finishes  
and 50  
architectural  
shades available.

Fully integrated  
lighting.



**Bio 120.**

Create a haven of peace,  
*untouched by the weather,*  
and redefine your space  
with the **Bio 120** pergola.



**Bio 120.**

The Bio 120 bioclimatic pergola will reinvent your outdoor experience. Modular, and up to 5.5 m wide, it is ideal for creating intimate spaces, either as an island at the heart of your garden or against a wall to cover your terrace.

**Installed as an island or against a wall.**

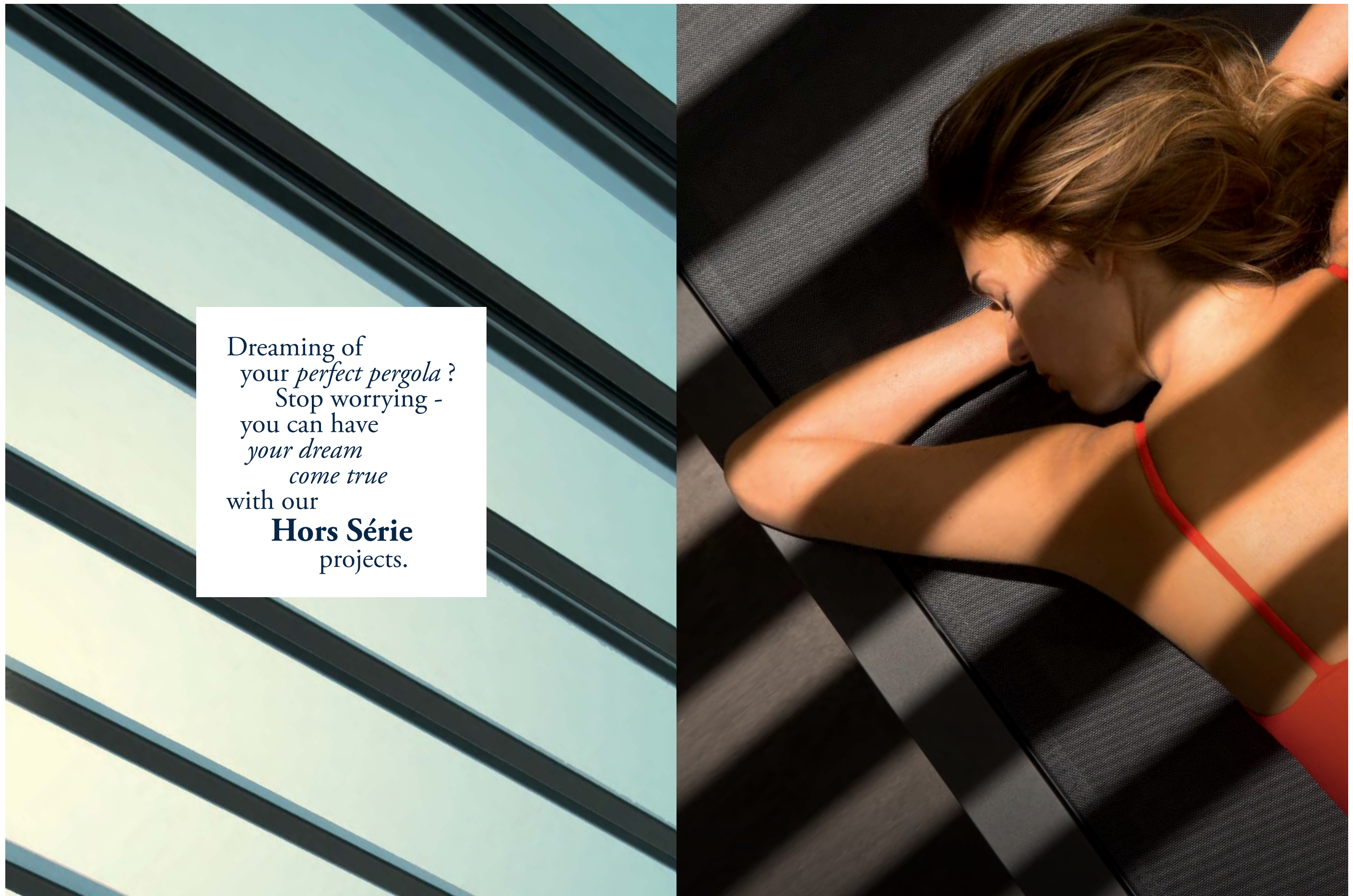
**Integrated LED strip lighting.**

**Bluetooth activated by remote-control or smartphone.**

**350 colours and finishes.**







Dreaming of  
your *perfect pergola* ?  
Stop worrying -  
you can have  
your *dream*  
*come true*  
with our  
**Hors Série**  
projects.



*e-MOTION.*

Make room for *the sun*,  
push back *the horizons*,  
and play with shade  
with the ***e-MOTION***  
bioclimatic pergola.



***e-MOTION.***

With the e-MOTION pergola, you are completely free. Free to create your own light and shade by angling the slats of your bioclimatic pergola individually. Free to retract them fully and flood your space with sunlight or starlight. And free to tame the sun at any time of the day by controlling your pergola from your smartphone or tablet.



Slats can be individually retracted and angled.

Bluetooth activated by remote-control or smartphone.

Closes automatically in adverse weather conditions.

350 colours and finishes and 50 architectural shades available.





# Oublier *le* TEMPS *and savour the moment...*

Here are a few cocktail recipes  
to help you forget the heat,  
the rain, or the fact that time passes too quickly.  
Time to slow it down...



## Pink Summer

*Juice of half a lime, 2 tbsp of grenadine, 2 tbsp of sweet almond syrup, sparkling water, 3 thin slices of lemon, 1 sprig of rosemary, a few redcurrants, ice.*

In a glass, use a spoon to mix the lime, grenadine and sweet almond syrup. Top up to the three quarter mark with sparkling water. Add a few large ice cubes and float the lemon slices, rosemary and redcurrants in the glass.



## Virgin Mojito

*Juice of one lime, 10 fresh mint leaves, 1 tbsp of brown sugar, a few drops of Angostura bitters, 12 cl of sparkling water, 2 thin slices of lime, 1 sprig of mint, crushed ice.*

Using a muddler, gently crush the mint leaves into the lime, brown sugar and bitters. Top up with sparkling water. Add the crushed ice to the glass with the spring of mint and the slices of lime.



## Sweet Margarita

*20 cl of cranberry juice, 20 cl of lime juice, 20 cl of sparkling water, 1 dash of sugar syrup, 3 thin slices of lime, 2 slivers of lemon zest, crushed ice.*

In a glass, mix the cranberry and lime juices with the sugar syrup. Top up with sparkling water. Add the crushed ice. Using a peeler, shave two slivers of lemon zest and float in the glass with the slices of lime.



## Raspberry Lemonade

*Juice of one lime, 20 cl of sparkling water, 10 ml of cane sugar, 1 tsp of orange flower water, 5 leaves of fresh mint, 6 raspberries, crushed ice.*

In a glass, use a spoon to mix the lime juice, cane sugar, orange flower water and sparkling water. Add the crushed ice, then float the mint leaves and raspberries in the glass.



## Mango Mojito

*1/4 of a mango, 8 fresh mint leaves, juice of one lime, 2 tbsp of soft brown sugar, sparkling water, ice.*

Cut the mango into 1 cm cubes. In a glass, gently crush the mint leaves into the soft brown sugar and lime with a muddler. Add the mango and top up with sparkling water. Chill with a few cubes of ice. Float the mint leaves in the glass.



## Coconut Party

*1 tub of sweetened natural yoghurt, 1.5 tubs of coconut milk, 2 tbsp of grated coconut, 3 fresh mint leaves, crushed ice.*

In a glass, mix the yoghurt, coconut milk and crushed ice. Sprinkle over the grated coconut and float the mint leaves on top.



*Biossun Bioclimatic Pergolas.*





*Hors-Série.*

Take a *deep breath*,  
and redesign *your space*  
with our **Hors Série**  
bioclimatic pergolas.











Forget  
*the essential*  
and focus on  
**THE EQUIPMENT.**

*While your comfort is never an add-on,  
you can decide to add to  
your Biossun pergola at a later time,  
as your requirements  
for your outdoor space change.*



## CLOSING *solutions*



ZIPSUN® screen



Sun visor



Bioclimatic S-shaped  
or flat slats



Sliding glass doors

## LIGHTING *solutions*



Spotlights



LED strip lights

## FIXING *solutions*



Planter fixing

## CONTROL *solutions*



Anemometer and rain sensor



Biossun remote-control

## CONNECTED *solutions*



Bio ONE  
& e-MOTION application



My Biossun®  
local application



# Oublier le TEMPS

*and heighten  
your senses...*

When the heatwave hits you like an oven, it's hard to force yourself out... And the last thing you want to see is the thermometer creep up by a few more degrees!

So wave goodbye to the oven and enjoy our no-cook recipes. Bursting with freshness, they are the perfect antidote to a heatwave.



## Goats cheese *petits pains*

*(serves 4) 8 French milk rolls. 1 pot of black or green olive tapenade. 1 bag of rocket leaves. 2 spring onions. 1 bunch of chives. 1 goats cheese log. A dozen hazelnuts. Organic eucalyptus honey. Organic virgin olive oil. 4 sprigs of fresh thyme. Fleur de sel salt and pepper.*

Halve each roll, spread thinly with tapenade and top with a few rocket leaves. Wash the spring onions and slice finely. Place a few slices on top of the leaves. Drizzle with olive oil. Cut the goats cheese in thin slices and arrange on the rolls. Coarsely chop the hazelnuts and sprinkle over the goats cheese. Finish with the washed finely chopped chives. Drizzle some honey on each roll. Decorate with fresh thyme. Season with salt and pepper.



## Stockholm *open sandwiches*

*(serves 4) 4 slices of rye bread. 250 g of thick crème fraîche. Juice of half a lemon. 1 organic cucumber. 1 bunch of dill. 4 slices of smoked salmon. Pink peppercorns. Organic virgin olive oil. Fleur de sel salt and pepper.*

Wash the dill and pick the fronds. In a bowl, mix the crème fraîche, lemon juice, 4 tbsp of olive oil and half the dill. Spread a generous amount of the mixture onto the rye bread slices. Wash the cucumber but do not peel. Cut into thin slices with a mandoline and then arrange these on the sandwiches. Cut the smoked salmon into strips and arrange these on the sandwiches. Finish with the rest of the dill and a few pink peppercorns. Season with pepper and serve.



## Prosciutto with *a trio of melon*

*(serves 4) 1 honeydew melon. 1 Piel de sapo melon. 1 cantaloupe melon (charentais). Juice of one lemon. 8 very thin slices of Prosciutto di San Daniele. 12 fresh mint leaves. Organic virgin olive oil. Fleur de sel salt and pepper.*

Wash the three melons, remove the peel and deseed. Cut into slices 5 mm thick and arrange on plates, alternating the varieties. Lay «flowers» of Prosciutto on top and chill. In a bowl, blend the lemon juice with 8 tbsp of olive oil and season. Just before serving, gently drizzle the vinaigrette over the slices of melon and ham. Finish with a few shredded mint leaves. Season with pepper and serve.












## Oriental *prawn salad*

*(serves 4) 20 cooked prawns. Juice of one lime. 1 lemongrass stalk. 2 cm of grated fresh ginger. 1 spring onion. 2 little gem lettuces. 1 mango. 200 g of soy or mung bean sprouts. 1 bird eye chili. 1 bunch of coriander. 2 tbsp of ground nut oil. 1 tbsp of toasted sesame oil. 1 tsp of soy sauce. 1 tsp of fish sauce. 1 tbsp of lemon juice.*

De-vein the prawns and cut into 1 cm pieces. Place in a bowl, and mix with the lime, finely chopped chili, thinly sliced lemongrass and grated ginger. Put to one side. Rinse the lettuces, pat dry and cut into thin strips. Peel the mango and cut into cubes. In a salad bowl, mix the lettuce, mango and bean sprouts. Put to one side. Prepare the vinaigrette by combining the ground nut oil, sesame oil, soy sauce, fish sauce and lemon. Chop the coriander finely. Add to the bowl with the marinated prawns. Drizzle the vinaigrette over the salad. Toss and then serve.



	<b>e-MOTION</b>
 TILT-ADJUSTABLE	Tilting of single slats + Simultaneous tilting of slats
 RETRACTABLE	Yes
 TYPES OF SLAT	200 mm S-shaped slats
 DIMENSIONS	Max. installation height: 3 m Maximum width: 6 m Maximum depth: 4 m
 DESIGN	Unique beam design Beam height: 340 mm Square posts measuring 150 mm x 150 mm
 CONTROL	Android or iOS app, dedicated mini-site, rain sensor, wind sensor
 COLOUR PALETTES	350 colours and finishes and 50 architectural shades
 POSSIBLE LOCATIONS	Single bay Island or against a wall
 EQUIPMENT	<b>Lighting:</b> Comfort: White LED spotlights integrated into the structure Ambient: White or RGB LED <b>Closing:</b> Screen, sliding glass door, sun visor + transom

Biossun S-shaped or flat slats are trademarked designs.

Bio ONE	Bio 230	Bio 120
Tilting of a zone + Simultaneous tilting of slats	Simultaneous tilting of slats	
No	No	No
200 mm S-shaped slats	160 mm S-shaped or flat slats	160 mm S-shaped or flat slats
Max. installation height: 3 m Maximum width: 6 m Maximum depth: 4 m	Max. installation height: 3 m Maximum width: 7 m Maximum depth: 4.5 m (depending on the slat type)	Max. installation height: 3 m Maximum width: 5.5 m Maximum depth: 4 m (depending on the slat type)
Unique beam design Beam height: 230 mm Square posts measuring 150 mm x 150 mm	Unique beam design Beam height: 230 mm Square posts measuring 150 mm x 150 mm including 1 technical post	Unique beam design Beam height: 190 mm Square posts measuring 120 mm x 120 mm including 1 technical post
Android or iOS app, dedicated mini-site, rain sensor, wind sensor	Multifunction remote-control, rain sensor, wind sensor, My Biossun app	
350 colours and finishes and 50 architectural shades		
Single bay Island or against a wall	Single or double bay Island or against a wall	Single bay Island or against a wall
<b>Lighting:</b> Comfort: White LED spotlights integrated into the structure Ambient: White or RGB LED <b>Closing:</b> Screen, sliding glass door, sun visor + transom		<b>Lighting:</b> Comfort: Strip of spotlights Ambient: White or RGB LED <b>Closing:</b> Screen, sliding glass door, sun visor + transom



With us  
*by your side,*  
 you can forget your worries.



*More than 25,000 customers  
 have placed their trust in us  
 to enhance the look of their terraces,  
 patios, gardens, pool houses, spas  
 and swimming pools, and improve  
 their day-to-day comfort.  
 And because each  
 project is unique  
 and tailored to meet  
 a need or fulfil a dream,  
 we will always be there  
 to guide you through  
 the process...*



BYCert. 6028275

Bureau Veritas Certification has evaluated Biossun's bioclimatic terrace manufacturing activities, and certifies that its products have demonstrated compliance with the requirements of the reference standard: GUARANTEED OF FRENCH ORIGIN. Certification number 6028275.



All components of our pergolas benefit from continuous aluminium thermal coating controls in order to guarantee a high-quality finish and protection.



The standard allows Biossun structures to benefit from the best possible protection against the effects of acids and alkalines.



To check their resistance, Biossun has tested its terrace covers in both normal daily and extreme climate conditions. This means an ability to withstand wind speeds of almost 200 km/h, evacuation of rain water at intensities categorised as high (130 mm/h) to very severe (170 mm/h), and the impact from dust or sand storms have all been tested by the C.S.T.B (Scientific and Technical Centre for Building). Certification references EN-CAPE 12.208 / EN-CAPE 12.209 & EN-CAPE 13.131 C-V0.




5-YEAR WARRANTY\* BIO 230 and 120 motor drive  
 3-YEAR WARRANTY\*\* E-Motion and Bio one motor drive  
 5-YEAR WARRANTY\* Electronics  
 10-YEAR WARRANTY\*\*\* Colour (frame)  
 2-YEAR WARRANTY Lighting

\*3-year warranty – to benefit from a 5-year warranty (2 years provided free by Biossun), log in to your customer space on [biossun.com](http://biossun.com) to activate your extended warranty.

\*\* 2-year warranty – to benefit from a 3-year warranty (2 years provided free by Biossun), log in to your customer space on [biossun.com](http://biossun.com) to activate your extended warranty.

\*\*\* Within the framework of normal conditions of use, not including plastic parts.





**biossun.com**



Your contact: