





# ERHARDT HEATING ELEMENT



**ERHARDT HEATING ELEMENT**  
CREATE AN ATMOSPHERE



# ERHARDT HEATING ELEMENT AT A GLANCE

	More functional, powerful infrared heating element <b>SOLAMAGIC S1 2000</b>	Functional, powerful dark radiator <b>SOLAMAGIC D3 2000</b>	Design-oriented powerful spotlight <b>HEATSCOPE SPOT</b>	Glass infrared heater <b>BURDA RELAX GLASS</b>
				
Capacity	2000 W	2000 W	2800 W	2200 W
Operation I	ON/OFF, 0%/100% via external switch 3-wire cable	ON/OFF, 0%/100% via external switch 3-wire cable	Two-stage IR remote control* ON/OFF Level I: 50%, Level II 100%, 3-wire cable	ON/OFF on the unit has an 8 hour switch-off function 3-wire cable
Operation II	separate Solarmagic dimming module Somfy io infinitely dimmable without handheld transmitter 4-wire cable	Separate SolarmagicDimm module Somfy io 3 levels (33% / 66% / 100%) dimmable without handheld trans- mitter 4-wire cable	Smartbox, external module for ON/OFF level I: 50%, level II 100% with Somfy io without remote control 4-wire cable	Integrated dimmer (3. step) Somfy io control without hand-held trans- mitter 3-wire cable
Area of applica- tion	» open terraces, winter garden, balconies, pergola  » Outdoor area gastronomy  » exposed locations with noticeable wind influence, with low temperatures	» Sheltered outdoor area, low wind influence cover- ed terrace, pergola  » Partially closed and closed area  » No wind influence - con- servatory / patio roof	» Protected outdoor area low wind influence - covered terrace, pergola  » Partially closed and closed area  » No wind influence - con- servatory / patio roof	» Sheltered outdoor area, low wind influence - covered terrace, pergola  » Partially closed and closed area  » No wind influence - conser- vatory / patio roof
Voltage	230 V AC -/ 50 Hz	230 V AC-/ 50 Hz	230 V AC -/ 50 Hz	230 V AC -/ 50 Hz
Visible light	< 800 Lumen	< 1 Lux	< 600 Lumen	< 300 Lumen
Colour	» RAL 9016 » RAL 9007 structured » DB 703	» Titanium » White » Nano anthracite	All Black similar to RAL 9005	Housing and glass: Black
Protection class	IP 44	IP44	IP 24	IP 65
Dimensions (LxWxH) / Weight	635 x 200 x 92 mm (4,3 kg)	746 x 200 x 92 mm (4,0 kg)	890 x 184 x 82 mm (5,0 kg)	900 x 170 x 80 mm (5,2 kg)
Recommended installation height	to 3.0 m	to 3.0 m	2.1 to 3.0 m	2.25 m
Heating effect after	5 seconds	up to 10 seconds	5 seconds	5 seconds
Mounting options	Wall and ceiling mounting	Wall and ceiling mounting	Wall and ceiling mounting	Wall and ceiling mounting
Technology	IR halogen light tube technology or quartz element	No Glare Light tube tech- nology	new carbon spirals Technology	new carbon spirals Technology

\* Standard, included in scope of delivery