

Markilux MX 3



EMAIL: ENQUIRIES@SAMSONAWNINGS.CO.UK
TELEPHONE: (01933) 448844
MON - FRI 8:30AM - 5:30PM

Cassette awning
max. 600 × 300 cm
max. 500 × 350 cm

Arm technology
Bionic tendon

Options
LED Line in the cassette,
LED Spots under the cassette,
choose your own colour combination,
coloured styling panel
and end cap insert,
page 28



MX_3



The awning with both: elegant curves and clean lines.

markilux MX-3

Shapely curves, clean lines, a fascinating colour spectrum – these are the defining features of the markilux MX-3. The colour choice of the all-round styling panel offers a unique customisation option and makes the hearts of patio and balcony owners beat faster. When closed, the awning makes a neat and smart impression with its harmonious appearance, and when opened it fully reveals its technical superiority.




Clean lines. All round.
If you like shapely curves in combination with a straightforward design, you will love the markilux MX-3.

The new light in the awning sky

The best spot under the sun – even in the evening.
Ideal for the most enjoyable hours outdoors.


Our special architecture edition




Sulphur yellow RAL 1016 | 5215 | 32471 *




Red orange RAL 2001 | 5229 | 30912 *




Traffic red RAL 3020 | 5204 | 31003 *




Yellow green RAL 6018 | 5204 | 32506 *




Purple violet RAL 4007 | 5204 | 31054 *



Pearl white RAL 1013 | 5233 | 30937 *




Pearl mouse grey RAL 7048 | 5229 | 31487 *



Agate grey RAL 7038 | 5215 | 31592 *

Colour and satisfaction unlimited
The markilux MX-3 takes the changing times into account. Not only with its trend-setting design but in particular with the option of personalising the colour. The standard markilux awning frame colours – and eight additional accentuated colours for the all-round styling panel – can be combined at will without surcharge and are available with a recommended, colour-coordinated awning cover on request. For even more individuality, the frame colour and cover can be selected from their respective RAL colour swatches.

* Front panel | Frame colour | Cover pattern









mx₃ Options



Perfection. All round.
Whether by way of ambient lighting provided by an LED Line or accentuated via directional LED Spots – all the outstanding highlights can be found in the show-room of your specialist dealer and at markilux.com








markilux designer awnings

	markilux MX-1	markilux MX-1 compact	markilux 6000	markilux 5010	markilux 970	markilux MX-3
						
Max. width × projection	700 × 437 cm	700 × 415 cm	700 × 400 cm	700 × 400 cm	600 × 300 cm 500 × 350 cm	600 × 300 cm 500 × 350 cm
Operation	Radio-controlled motor*	Radio-controlled motor *	Manual operation	Manual operation	Manual operation	Manual operation
optional	+ silentec motor	+ silentec motor	+ servo-assisted manual operation + hard-wired motor + silentec motor + radio-controlled motor*	+ servo-assisted manual operation + hard-wired motor + silentec motor + radio-controlled motor*	+ servo-assisted manual operation + hard-wired motor + radio-controlled motor*	+ servo-assisted manual operation + hard-wired motor + radio-controlled motor*
Arm technology	Bionic tendon	Bionic tendon	Bionic tendon	Twin round steel-link chains + Bionic tendon	Bionic tendon	Bionic tendon
optional						
Fixture type	Face fixture	Face fixture	Face/top/eaves	Face/top/eaves	Face/top/eaves	Face/top/eaves
optional			+ wall sealing profile	+ wall sealing profile	+ niche	+ wall sealing profile
Options**	+ LED Line/Spots in the front profile + LED ambient lighting + LED Spots below the cassette + choose your own colour combination + shadeplus / drop valance + valance	+ LED Line/Spots in the front profile + LED ambient lighting + LED Spots below the cassette + choose your own colour combination + shadeplus / drop valance + valance	+ LED Spots in the front profile + end cap insert in stainless steel mesh + end cap trim in polished chrome + shadeplus / drop valance + valance + coupled awning	+ end caps front profile in polished chome + shadeplus / drop valance + valance + coupled awning	+ LED Line in the cassette + LED Spots below the cassette + anodised front panels + shadeplus / drop valance	+ LED Line in the cassette + LED Spots below the cassette + coloured front panels and end cap insert

* Remote control, smart (app) or intelligent control possible

** Some options cannot be combined

markilux

markilux 990	markilux 3300	markilux 1710	markilux 1600	markilux 930	markilux 1700	markilux 1300
						
500 × 300 cm	700 × 400 cm	700 × 350 cm	710 × 400 cm	500 × 300 cm	700 × 400 cm	700 × 400 cm
Manual operation + servo-assisted manual operation + hard-wired motor + radio-controlled motor*	Manual operation + servo-assisted manual operation + hard-wired motor + silentec motor + radio-controlled motor*	Manual operation + servo-assisted manual operation + hard-wired motor + radio-controlled motor*	Manual operation + servo-assisted manual operation + hard-wired motor + radio-controlled motor*	Manual operation + servo-assisted manual operation + hard-wired motor + radio-controlled motor*	Manual operation + servo-assisted manual operation + hard-wired motor + radio-controlled motor*	Manual operation + servo-assisted manual operation + hard-wired motor + radio-controlled motor*
Twin round steel-link chains + Bionic tendon	Bionic tendon	Bionic tendon	Twin round steel-link chains + Bionic tendon	Twin round steel-link chains	Bionic tendon	Twin round steel-link chains
Face/top/eaves + wall sealing profile	Face/top/eaves + wall sealing profile + niche	Face/top/eaves + wall sealing profile	Face/top/eaves + wall sealing profile	Face/top	Face/top/eaves	Face/top/eaves + aluminium coverboard
+ end cap insert in polished chrome + valance	+ valance + coupled awning	+ end caps and end cap insert in polished chrome + valance + coupled awning + stretch	+ LED Spots in the front profile + end caps in polished chrome + shadeplus / drop valance + valance + coupled awning + stretch	+ valance	+ end caps and end cap insert in polished chrome + valance + coupled awning + stretch	+ shadeplus / drop valance + valance + pitch adjustment gear + coupled awning









markilux format Wind protection and extra privacy | Page 46
Individual unit: max. 300 × 250 cm, can be extended
Fixture type: patio demarcation, fixed to footings, awning system element
Options: + triangular solutions, slide, panoramic window



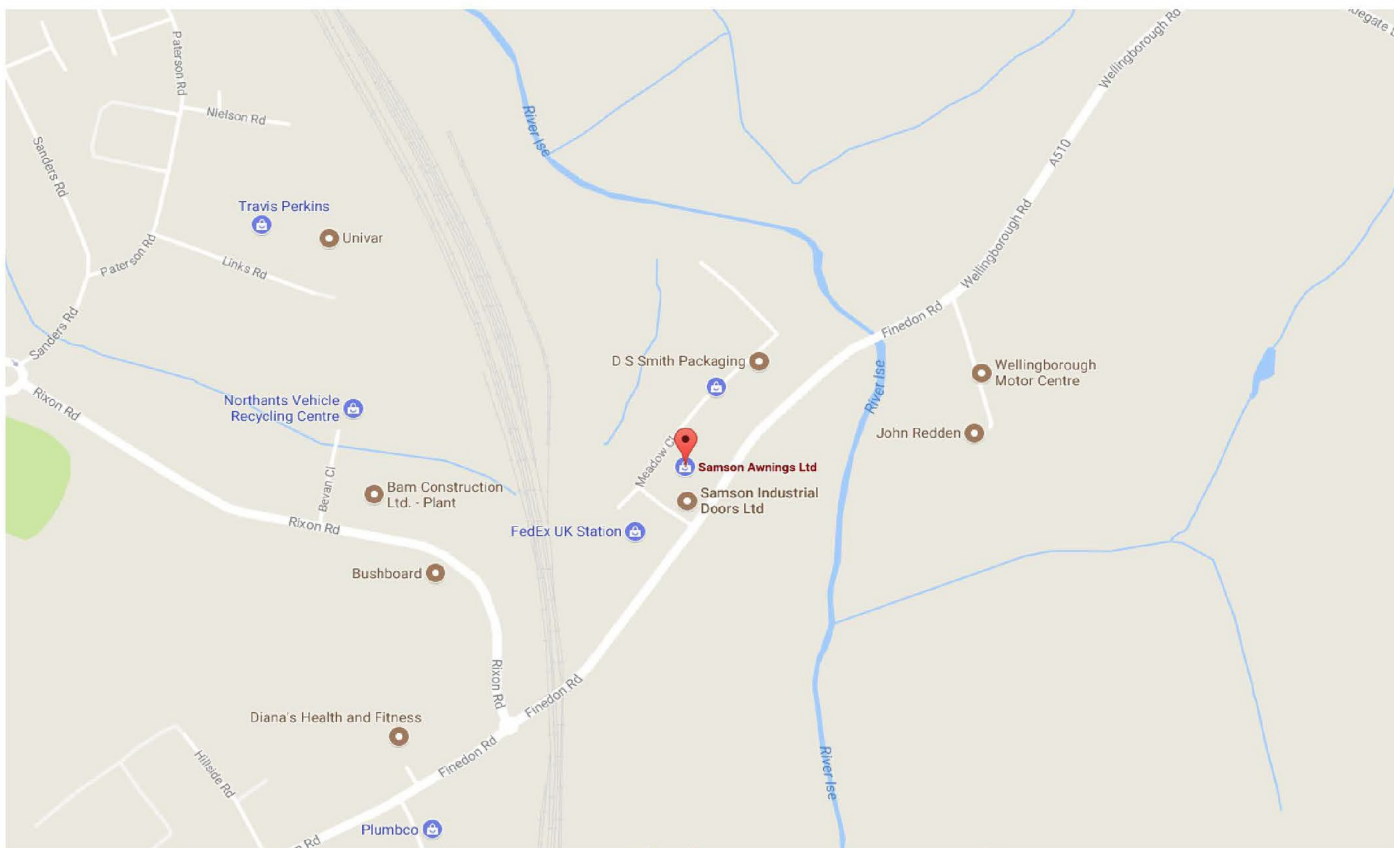
markilux 790 Side screen | Page 48
Extension: max. 450 cm, height: 90 – 250 cm
Operation: manual operation; Fixture type: can be fitted to a wall or in a niche
Options: + angled top edge and mobilfix

markilux awning systems

	markilux pergola	markilux pergola compact	markilux planet	markilux markant	markilux syncra	markilux construct
						
Max. width × projection	600 × 450 cm 500 × 600 cm	450 × 400 cm	600 / 610 × 300 cm 500 / 510 × 350 cm	600 × 600 cm (2 fields) 300 × 600 cm (1 field)	Up to 60 m² depending on the awning model	Almost unlimited
Awning system	pergola tracfix cover guidance with lateral guide tracks on slim posts	pergola tracfix cover guidance with lateral guide tracks on slim posts	Awning-cum-parasol with one markilux designer awning as desired	Textile weather protection Free-standing, purist in design, on four posts with integrated designer awning	Awning stand system with two posts and one/two markilux designer awnings or pergolas as desired	Frame system modular and flexible
Operation	Hard-wired motor optional + silentec motor + radio-controlled motor*	Hard-wired motor + radio-controlled motor*	Depending on the awning model	Radio-controlled motor*	Depending on the awning model	Depending on the awning model
Arm technology	—	—	Depending on the awning model	—	Depending on the awning model	Depending on the awning model
Fixture type	Face/top/eaves + wall sealing profile	Face/top/eaves + wall sealing profile	Free-standing on concrete foundations	Free-standing on concrete foundations or attached to a wall	Free-standing on concrete foundations or stabilisation boxes	Free-standing on concrete foundations
Options**	+ LED Line/LED Spots + shadeplus / drop valance + wind protection and extra privacy + round or square posts + adjustable posts + stabilisation boxes + coupled awning	+ LED Line/LED Spots + shadeplus / drop valance (manual) + wind protection and extra privacy + round or square posts + adjustable posts + stabilisation boxes	Depending on the awning model + flex (335° pivoting) + shadeplus / drop valance + base plate covers	+ LED Line/LED Spots + wall sealing profile + vertical roller blinds + wind protection and extra privacy + panoramic window	Depending on the awning model + uno + flex + round or square posts + base plate covers + coupled awning	Depending on the awning model + vertical roller blinds + wind protection and extra privacy + panoramic window + round or square posts + base plate covers

* Remote control, smart (app) or intelligent control possible

** Some options cannot be combined



Nationwide delivery and installation service

**6-8 MEADOW CLOSE
ISE VALLEY INDUSTRIAL ESTATE
FINEDON ROAD
WELLINGBOROUGH
NN8 4BH**

**EMAIL: ENQUIRIES@SAMSONAWNINGS.CO.UK
TELEPHONE: (01933) 448844
MON - FRI 8:30AM - 5:30PM**

