

Markilux Construct



EMAIL: ENQUIRIES@SAMSONAWNINGS.CO.UK
TELEPHONE: (01933) 448844
MON - FRI 8:30AM - 5:30PM

When you need just that little bit more.

markilux construct

Situations can arise in which a standard model is not enough to meet your particular requirements. On just such occasions, system solutions are required. The awning system markilux construct is extremely versatile and flexible. Different modules are combined with different awning systems to create a veritable awning landscape. You don't have to make any compromises when it comes to size. You can choose between round and square posts and the range of available accessories is impressive. It is almost impossible to describe the markilux construct: you simply have to experience it in yourself.

Awning system

almost unlimited thanks to the modular and flexible frame system

Options

depending on the awning model, vertical cassette roller blinds, wind protection and extra privacy at the front and the sides, panoramic window, round or square posts, lighting, infrared heaters, base plate covers



Designer awnings to your own exact specification







Different conservatory and folding-arm awnings are possible and can be combined with vertical roller blinds or side screens according to your precise wishes.

mx_construct



Detailed information
Talk to your markilux specialist dealer or allow yourself to be inspired at markilux.com








markilux designer awnings

| | markilux MX-1 | markilux MX-1 compact | markilux 6000 | markilux 5010 | markilux 970 | markilux MX-3 |
|-------------------------|---|---|--|--|---|---|
| |  |  |  |  |  |  |
| Max. width × projection | 700 × 437 cm | 700 × 415 cm | 700 × 400 cm | 700 × 400 cm | 600 × 300 cm 500 × 350 cm | 600 × 300 cm 500 × 350 cm |
| Operation | Radio-controlled motor* | Radio-controlled motor * | Manual operation | Manual operation | Manual operation | Manual operation |
| optional | + silentec motor | + silentec motor | + servo-assisted manual operation + hard-wired motor + silentec motor + radio-controlled motor* | + servo-assisted manual operation + hard-wired motor + silentec motor + radio-controlled motor* | + servo-assisted manual operation + hard-wired motor + radio-controlled motor* | + servo-assisted manual operation + hard-wired motor + radio-controlled motor* |
| Arm technology | Bionic tendon | Bionic tendon | Bionic tendon | Twin round steel-link chains + Bionic tendon | Bionic tendon | Bionic tendon |
| optional | | | | | | |
| Fixture type | Face fixture | Face fixture | Face/top/eaves | Face/top/eaves | Face/top/eaves | Face/top/eaves |
| optional | | | + wall sealing profile | + wall sealing profile | + niche | + wall sealing profile |
| Options** | + LED Line/Spots in the front profile + LED ambient lighting + LED Spots below the cassette + choose your own colour combination + shadeplus / drop valance + valance | + LED Line/Spots in the front profile + LED ambient lighting + LED Spots below the cassette + choose your own colour combination + shadeplus / drop valance + valance | + LED Spots in the front profile + end cap insert in stainless steel mesh + end cap trim in polished chrome + shadeplus / drop valance + valance + coupled awning | + end caps front profile in polished chome + shadeplus / drop valance + valance + coupled awning | + LED Line in the cassette + LED Spots below the cassette + anodised front panels + shadeplus / drop valance | + LED Line in the cassette + LED Spots below the cassette + coloured front panels and end cap insert |

* Remote control, smart (app) or intelligent control possible

** Some options cannot be combined

markilux

| | | | | | | |
|--|--|--|---|--|--|--|
| markilux 990 | markilux 3300 | markilux 1710 | markilux 1600 | markilux 930 | markilux 1700 | markilux 1300 |
|  |  |  |  |  |  |  |
| 500 × 300 cm | 700 × 400 cm | 700 × 350 cm | 710 × 400 cm | 500 × 300 cm | 700 × 400 cm | 700 × 400 cm |
| Manual operation + servo-assisted manual operation + hard-wired motor + radio-controlled motor* | Manual operation + servo-assisted manual operation + hard-wired motor + silentec motor + radio-controlled motor* | Manual operation + servo-assisted manual operation + hard-wired motor + radio-controlled motor* | Manual operation + servo-assisted manual operation + hard-wired motor + radio-controlled motor* | Manual operation + servo-assisted manual operation + hard-wired motor + radio-controlled motor* | Manual operation + servo-assisted manual operation + hard-wired motor + radio-controlled motor* | Manual operation + servo-assisted manual operation + hard-wired motor + radio-controlled motor* |
| Twin round steel-link chains + Bionic tendon | Bionic tendon | Bionic tendon | Twin round steel-link chains + Bionic tendon | Twin round steel-link chains | Bionic tendon | Twin round steel-link chains |
| Face/top/eaves + wall sealing profile | Face/top/eaves + wall sealing profile + niche | Face/top/eaves + wall sealing profile | Face/top/eaves + wall sealing profile | Face/top | Face/top/eaves | Face/top/eaves + aluminium coverboard |
| + end cap insert in polished chrome + valance | + valance + coupled awning | + end caps and end cap insert in polished chrome + valance + coupled awning + stretch | + LED Spots in the front profile + end caps in polished chrome + shadeplus / drop valance + valance + coupled awning + stretch | + valance | + end caps and end cap insert in polished chrome + valance + coupled awning + stretch | + shadeplus / drop valance + valance + pitch adjustment gear + coupled awning |









markilux format Wind protection and extra privacy | Page 46
Individual unit: max. 300 × 250 cm, can be extended
Fixture type: patio demarcation, fixed to footings, awning system element
Options: + triangular solutions, slide, panoramic window



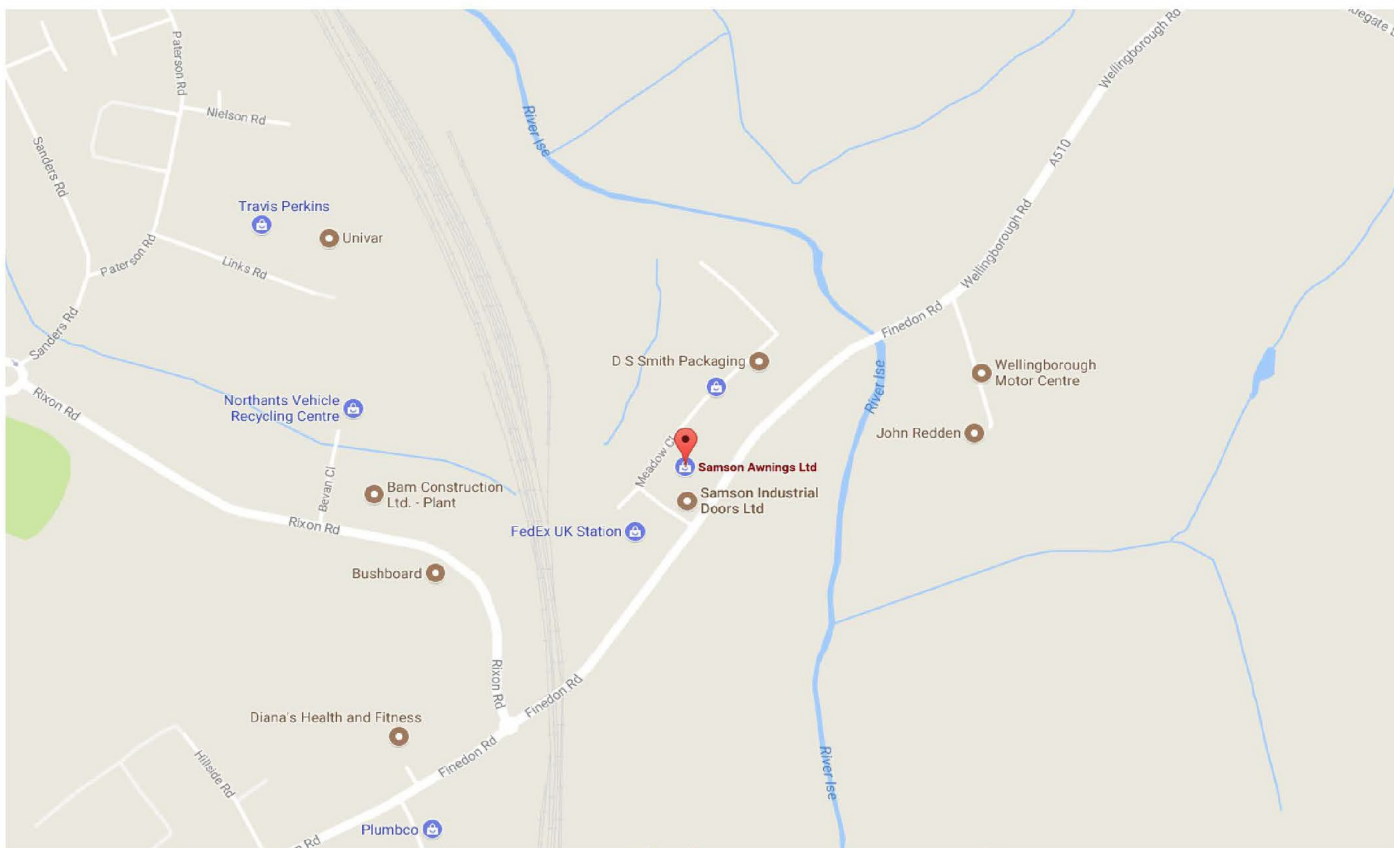
markilux 790 Side screen | Page 48
Extension: max. 450 cm, height: 90 – 250 cm
Operation: manual operation; Fixture type: can be fitted to a wall or in a niche
Options: + angled top edge and mobilfix

markilux awning systems

| | markilux pergola | markilux pergola compact | markilux planet | markilux markant | markilux syncra | markilux construct |
|-------------------------|---|--|--|---|--|--|
| |  |  |  |  |  |  |
| Max. width × projection | 600 × 450 cm 500 × 600 cm | 450 × 400 cm | 600 / 610 × 300 cm 500 / 510 × 350 cm | 600 × 600 cm (2 fields) 300 × 600 cm (1 field) | Up to 60 m² depending on the awning model | Almost unlimited |
| Awning system | pergola tracfix cover guidance with lateral guide tracks on slim posts | pergola tracfix cover guidance with lateral guide tracks on slim posts | Awning-cum-parasol with one markilux designer awning as desired | Textile weather protection Free-standing, purist in design, on four posts with integrated designer awning | Awning stand system with two posts and one/two markilux designer awnings or pergolas as desired | Frame system modular and flexible |
| Operation | Hard-wired motor optional + silentec motor + radio-controlled motor* | Hard-wired motor + radio-controlled motor* | Depending on the awning model | Radio-controlled motor* | Depending on the awning model | Depending on the awning model |
| Arm technology | — | — | Depending on the awning model | — | Depending on the awning model | Depending on the awning model |
| Fixture type | Face/top/eaves + wall sealing profile | Face/top/eaves + wall sealing profile | Free-standing on concrete foundations | Free-standing on concrete foundations or attached to a wall | Free-standing on concrete foundations or stabilisation boxes | Free-standing on concrete foundations |
| Options** | + LED Line/LED Spots + shadeplus / drop valance + wind protection and extra privacy + round or square posts + adjustable posts + stabilisation boxes + coupled awning | + LED Line/LED Spots + shadeplus / drop valance (manual) + wind protection and extra privacy + round or square posts + adjustable posts + stabilisation boxes | Depending on the awning model + flex (335° pivoting) + shadeplus / drop valance + base plate covers | + LED Line/LED Spots + wall sealing profile + vertical roller blinds + wind protection and extra privacy + panoramic window | Depending on the awning model + uno + flex + round or square posts + base plate covers + coupled awning | Depending on the awning model + vertical roller blinds + wind protection and extra privacy + panoramic window + round or square posts + base plate covers |

* Remote control, smart (app) or intelligent control possible

** Some options cannot be combined



Nationwide delivery and installation service

**6-8 MEADOW CLOSE
ISE VALLEY INDUSTRIAL ESTATE
FINEDON ROAD
WELLINGBOROUGH
NN8 4BH**

**EMAIL: ENQUIRIES@SAMSONAWNINGS.CO.UK
TELEPHONE: (01933) 448844
MON - FRI 8:30AM - 5:30PM**

