

May Brochure



EMAIL: ENQUIRIES@SAMSONAWNINGS.CO.UK
TELEPHONE: (01933) 448844
MON - FRI 8:30AM - 5:30PM

We make summer

Commercial Parasols

**RIALTO****FILIUS****SCHATTELLO****ALBATROS**

	RIALTO	FILIUS	SCHATTELLO	ALBATROS
SHAPE / SIZE*				
round				
Ø 3.0 m	•	•		
Ø 3.5 m	•	•		
Ø 4.0 m	•	•	•	•
Ø 4.5 m				•
Ø 5.0 m			•	•
Ø 6.0 m			•	
Ø 7.0 m				•
Ø 8.0 m				•
Ø 9.0 m				•
Ø 10.0 m				•
square				
1.5 x 1.5 m		•		
2.0 x 2.0 m		•		
2.5 x 2.5 m		•		
2.85 x 2.85 m	•			
3.0 x 3.0 m	•	•	•	
3.5 x 3.5 m	•	•	•	•
4.0 x 4.0 m			•	
4.5 x 4.5 m			•	•
5.0 x 5.0 m			•	•
5.0 x 5.0 m				•
6.0 x 6.0 m				•
7.0 x 7.0 m				•
rectangular				
2.0 x 4.0 m			•	
2.5 x 3.0 m			•	
2.25 x 3.05 m		•		
2.5 x 3.5 m			•	
2.5 x 4.0 m			•	
2.5 x 5.0 m			•	
3.0 x 3.5 m			•	
3.0 x 4.0 m		•	•	•
3.0 x 4.5 m			•	
3.0 x 5.0 m			•	
3.0 x 6.0 m			•	•
3.5 x 4.0 m			•	
3.5 x 4.5 m			•	
3.5 x 5.0 m			•	
3.5 x 7.0 m				•
4.0 x 4.5 m			•	
4.0 x 5.0 m			•	•
4.0 x 6.0 m			•	•
4.0 x 8.0 m				•
5.0 x 5.85 m				•
5.0 x 7.5 m				•
6.0 x 7.0 m				•
7.0 x 8.0 m				•
triangular				
4 x 4 x 4 m			•	
6 x 6 x 6 m			•	
eccentric				
3.0 x 3.0 m			•	
2.0 x 4.0 m			•	
3.0 x 4.0 m			•	
ACCESSORIES				
Heating, Speakers			•	•
Light		•	•	•
Tubular motor			•	•
Rain gutter		•	•	•
Side sheet		•	•	•
Ad-printing possible	•	•	•	•



Contents




RIALTO



FILIUS



SCHATTELLO



ALBATROS

Einleitung A Family Enterprise	page 03
--	---------

Qualität und Design „Made in Germany“	page 05
---	---------

MAY Side-Post Parasol

RIALTO	page 11
---------------	---------

MAY Centre-Post Parasols

FILIUS	page 23
---------------	---------

SCHATTELLO	page 41
-------------------	---------

ALBATROS	page 83
-----------------	---------

Electrical Equipment and Kits Heaters, Lighting, Loudspeakers and All-in Kits	page 114
--	----------

Accessories Side Sheets, Rain Gutters	page 126
---	----------

Cloth Collection Fabrics and Awning Colours, Borders, Product Properties	page 128
---	----------

Screw-in Ground Anchor	page 137
-------------------------------	----------

Advertising on Parasols Printing	page 140
--	----------

MAY – a Family Enterprise

In 1983, Anton May and his wife Gertrud May set up a small family business called MAY Gerätebau GmbH. Thanks to an ardent entrepreneurial spirit, a sense of creativity and an intuitive feel for innovation, MAY quickly became a well-established trade name on the market. The company now offers jobs for more than 140 employees in rural Upper Swabia, South Germany.

Anton May has, meanwhile, passed the business on to his two sons, Karl-Heinz and Klaus-Peter May, who successfully run the family enterprise, combining tradition with modern management.

The secret of success is to satisfy a customer's needs

- innovative
- flexible
- upmarket

MAY – shade systems
Made in Germany



Anton May, company founder



Klaus-Peter May
Graduate engineer (FH)
Graduate business administrator (BA)



Karl-Heinz May
Industrial mechanic
Graduate industrial engineer (FH)


It's the small details
that make a great
difference.

- designed in Germany
- manufactured in Germany
- tried and proven in the whole world


MAY – shade systems
Made in Germany

For over 30 years MAY has been a leading trade name for premium parasols. Right from the start, the company has resolutely pursued a policy of transferring creative concepts into technical solutions. The result: multi-purpose parasols, used and proven in all kinds of weather, day by day, worldwide. The experience gained by our long-time employees has contributed to the consistently high standard of all our company objectives – from the manufacturing process to customer service.

Satisfied customers and the pleasure of mutually carving a way to success – that is what motivates us anew every day. Please, allow yourself some time for this catalogue and enjoy the year outdoors with our parasols.



Precision work in the CNC centre



Designing at a CAD work station



Cutting out accurately to a tenth of a millimetre using state-of-the-art computer technology



Sewing with finest handicraft



Frank Oehler


Awarded, amongst others,
by:

- Guide Michelin
- Gusto
- Gault Millau
- Der Feinschmecker

And a well-known celebrity
in the RTL 2 TV-programme
“Kitchen Pros in Action”



Karl-Heinz May Frank Oehler





Star-awarded chef
Johann Lafer

- Gault Millau
- Guide Michelin

TV Chef of the Year 2006
Prize-winning cookbook author



Johann Lafer

Klaus-Peter May



RIALTO

RIALTO stands for atmosphere and architectural style – both indoors and outside. This impressive parasol concept can be put to a variety of uses to suit private, public or business requirements. Furthermore, it can create a welcoming ambience in large-area squares, exhibitions, stylish venues and foyers.



Our upmarket side-post parasol up to Ø 4 m

- exclusive and graceful
- designer shade grouping
- optional pivot system

MAY – shade systems
Made in Germany





RIALTO – Product Information

RIALTO RG – standard model RIALTO RP – canopy with pivot system

Operating the parasol
with removable stainless steel crank.

For fabrics and awning colours see page 128 onward.

High-quality framework materials
The poles of our parasols are all made of high-quality alloyed, extruded aluminium profiles. Frame surfaces are powder-coated, highly impact-proof, and available in pure white RAL 9010. Special colours available on request.

- support pole Ø 76 x 3 mm
- spoke dimensions 30 x 15 x 2 mm / 25 x 15 x 2 mm
- support strut dimensions 20 x 15 x 2 mm

360° Rotation
All our anchoring systems are equipped with a special clamp that allows the parasol to be rotated completely to follow the path of the sun.

Shade grouping
Specially designed for large-area outdoor catering. The sturdy RIALTO mast can hold up to 4 elegantly grouped shades. A real eye-catcher for the patio with a difference!

Frame joints
For us perfection in workmanship is an absolute must. Therefore, all moving axes are fitted with bolts. This extravagant technology ensures maximum stability and durability as well as easy execution of repairs.

Installation options

- mobile
- stationary

cf. page 18 onward.

Canopy covering fabric
Due to a special self-tensioning telescopic spring system, the awning remains perfectly taut, even after years of usage. The canopy covering can easily be exchanged by means of a practical hooking system.

When not in use
The protective cover provided can be easily slipped over the shade during bad weather periods.



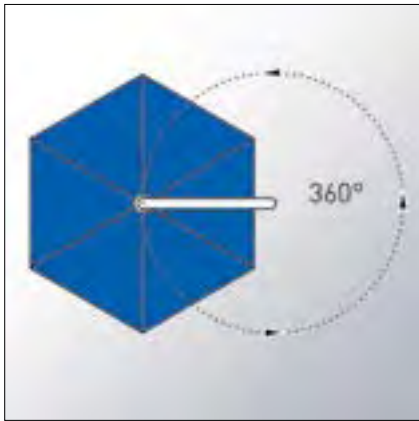
Operation




Canopy covering



Frame (single shade / triple shade)



360° rotation



Closing function

RIALTO RP – canopy with pivot system

The parasol can be moved and adjusted to the position of the sun with a removable crank. Thanks to an innovative pivot system the parasol can smoothly be tilted to an angle of max. 30° and rotated completely. The canopy is fixed by turning the crank clockwise.



Crank to fix the tilted canopy



Pivot system



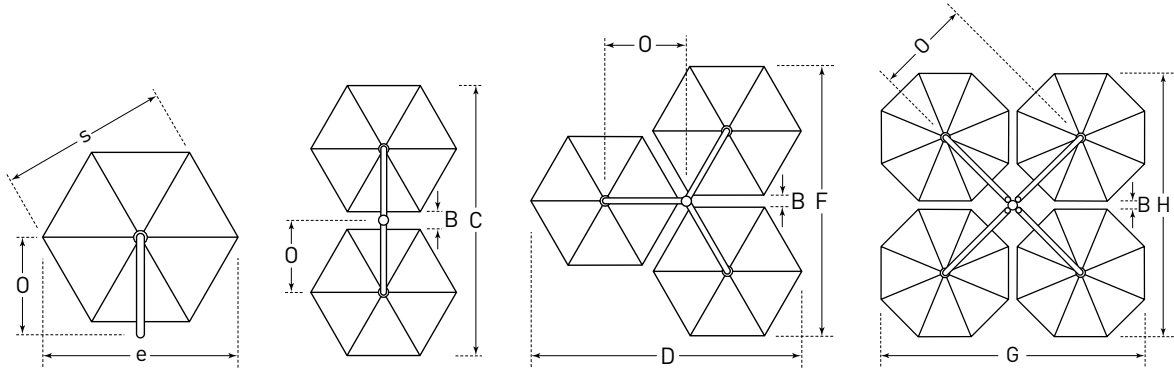
Flexible tilt function (max. 30°)



Wall mount for strain relief



RIALTO – Sizes and Technical Data

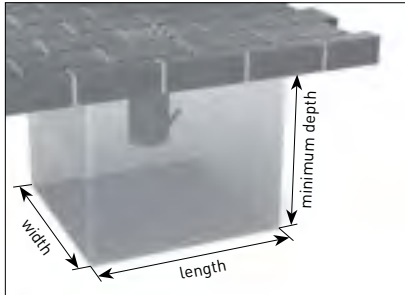


RIALTO round		Single with 6 segments			Double with 6 segments			Triple with 6 segments			Quad with 8 segments		
e	m	Ø 3.0	Ø 3.5	Ø 4.0	Ø 3.0	Ø 3.5	Ø 4.0	Ø 3.0	Ø 3.5	Ø 4.0	Ø 3.0	Ø 3.5	Ø 4.0
s	cm	260	300	345	260	300	345	260	300	345	275	325	360
B	cm	-	-	-	90	53	45	50	40	40	40	25	20
C	cm	-	-	-	610	660	740	-	-	-	-	-	-
D = F	cm	-	-	-	-	-	-	570	650	740	-	-	-
G = H	cm	-	-	-	-	-	-	-	-	-	600	675	760
O	cm	170	190	220	175	190	220	175	190	220	220	240	270
P	cm	185	206	235	185	206	235	185	206	235	235	260	290
Q	cm	20	15	20	15	15	20	15	15	20	70	65	70
R	cm	155	180	205	155	180	205	155	180	205	120	135	155
Weight without packaging MayTex-Acryl without valance kg		27	29	31	49	54	58	60	66	72	86	94	102
Support pole diameter mm	outer Ø 76 mm, pole thickness 3 mm												
Installation base cm	length/width/min. depth: 50 x 50 x 70												
Minimum ballast	Number of layers of concrete slabs XZ50 required = 1x approx. 112 kg												

The heights specified are for parasols with MayTex-Acryl covering fabric that are mounted in an anchor tube (RZ118, RZ121). The increase in height for parasols with other installation bases can be seen in the list below:

- Full frame pedestal: RZ411 + 9 cm
- Full frame pedestal: RZ412 + 12 cm
- Full frame pedestal: RZ414 + 16 cm
- Anchor plate: RZ123 + 5 cm

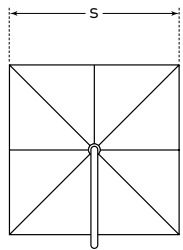
3D view of installation base with top plate for winter protection. Base must be frost-proof and enlarged if the ground is unstable.



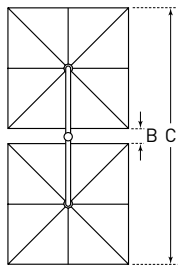
e	m	Ø 3.0	Ø 3.5	Ø 4.0	2.85 x 2.85	3.0 x 3.0	3.5 x 3.5
K	cm	100	75	55	60	50	20
L	cm	205	205	205	205	205	205
M	cm	205	205	205	205	205	205
N1 without valance	cm	270	280	285	280	280	295
N2 with valance	cm	290	300	305	310	310	325

Intermediate and special sizes on request. Dimensional tolerance approx. 5%.

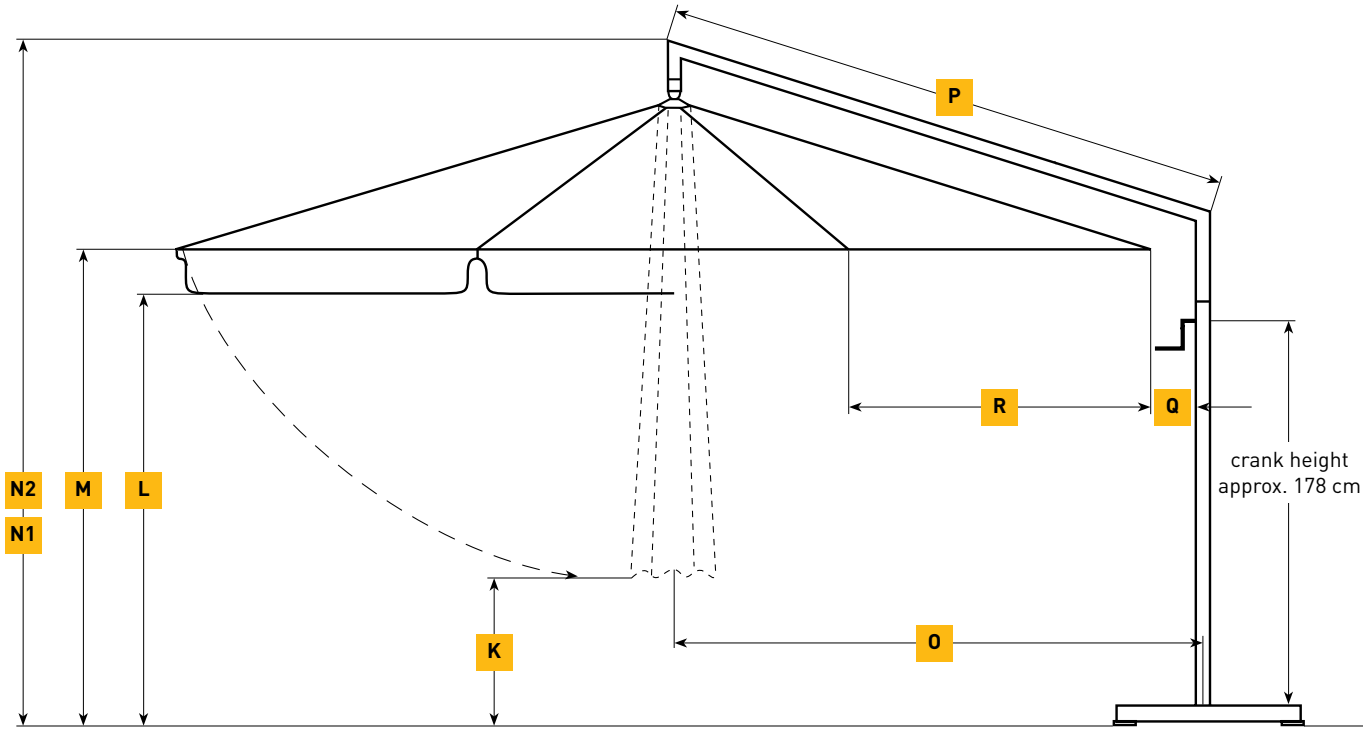
* NEW!



* NEW!



RIALTO square		Single with 8 segments			Double with 8 segments		
e	m	2.85 x 2.85	3.0 x 3.0	3.5 x 3.5	2.85 x 2.85	3.0 x 3.0	3.5 x 3.5
s	cm	288	305	354	288	305	354
B	cm	-	-	-	72	54	38
C	cm	-	-	-	648	664	746
D = F	cm	-	-	-	-	-	-
G = H	cm	-	-	-	-	-	-
O	cm	175	175	187	183	183	195
P	cm	185	185	206	185	185	206
Q	cm	25	15	7	33	23	15
R	cm	143	152	177	143	152	177
Weight without packaging MayTex-Acryl without valance kg		26	27	30	51	53	59
Support pole diameter mm	outer Ø 76 mm, pole thickness 3 mm						
Installation base cm	length/width/min. depth: 50 x 50 x 70						
Minimum ballast	Number of layers of concrete slabs XZ50 required = 1x approx. 112 kg						



Dimensional tolerance approx. ±5%. All measurements are to be understood as approximate.

RIALTO –
Accessories and Bases

Frame paint finish
Please state RAL number.

Additional protective sleeve
grey tarp material, with zipper. Please state parasol size.

art. no. **RA130**



RIALTO –
mobile installation options

Full frame pedestal without slabs
frame size 103 x 103 cm, total height 29 cm, height of frame
x = 5 cm, weight approx. 27 kg, galvanized. For 2 sets of standard
concrete slabs 50 x 50 x 5 cm.

art. no. **RZ111**



Full frame pedestal without slabs,
with 8 rubber diagonal support levelling screws, frame size
103 x 103 cm, total height min. 32 cm, max. 36 cm, weight approx.
28 kg, galvanized. For 2 sets of standard concrete slabs
50 x 50 x 5 cm.

art. no. **RZ112**



Full frame pedestal on wheels
with rubber heavy-duty rollers and fixing brakes, frame size
103 x 103 cm, total height 36 cm, diameter of rollers 5 cm, weight
approx. 28 kg, galvanized. For 2 sets of standard concrete slabs
50 x 50 x 5 cm.
Attention: wind sensitive!

art. no. **RZ114**



Concrete slabs
1 set = 4 slabs, each 50 x 50 x 5 cm, weight per slab: approx. 28 kg,
total weight approx. 112 kg.

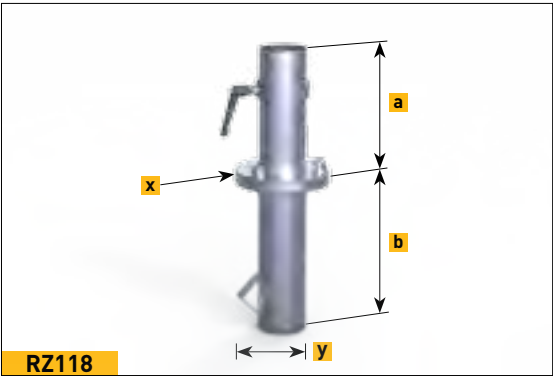
art. no. **XZ50**



RIALTO –
stationary installation options

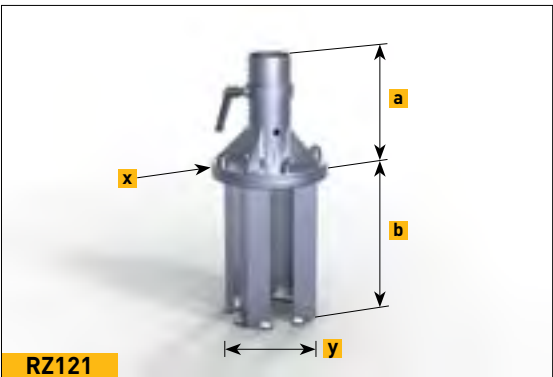
Anchor tube to be embedded in concrete
2 pieces, screw-off upper part, for single and double-shade RIALTO,
galvanized, weight approx. 9 kg, incl. top plate for winter protection.
a = 22 cm, b = 29 cm, x = Ø 17 cm, y = 16 cm

art. no. **RZ118**



Anchor foot to be embedded in concrete
2 pieces, screw-off upper part, for triple-shade and quad-shade
RIALTO, galvanized, weight approx. 17 kg, incl. top plate for winter
protection.
a = 23 cm, b = 32 cm, x = Ø 24 cm, y = 21 cm

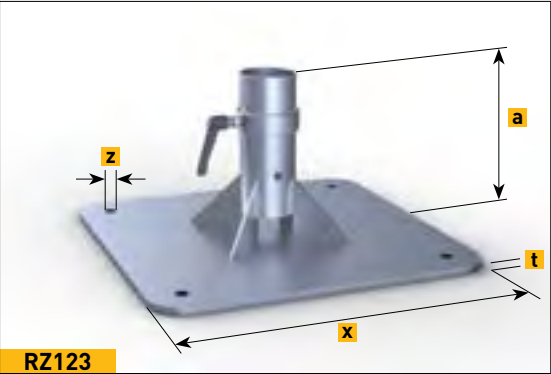
art. no. **RZ121**



RIALTO –
stationary installation options

Dowel-anchored plate
galvanized, weight approx. 23 kg.
a = 25 cm, x = □ 50 cm, t = 1.2 cm, z = Ø 1.8 cm

art. no. **RZ123**



RZ123



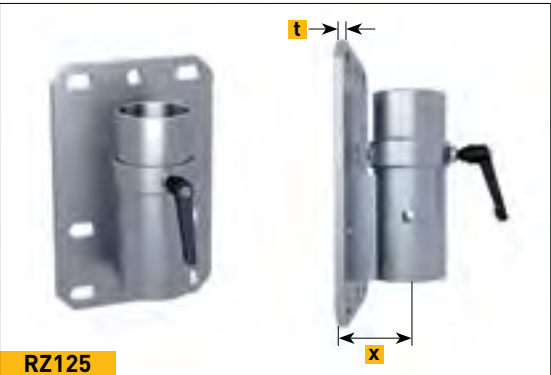
RZ123 Installation

Wall bracket
galvanized, weight approx. 5.5 kg, wall plate 30 x 16 cm, x = 7 cm, t = 1 cm. Bottom of support pole rests on bottom end of anchor tube. When ordering, please state installation height, i.e. distance from ground surface to bottom end of support mast. Otherwise it may become necessary to shorten the mast.

Please note when mounting:

- Only use heavy-duty dowels
- only suitable for concrete walls or
- use through bolts

art. no. **RZ125**



RZ125

Wall mount for strain relief
to complement wall bracket RZ125, to be mounted with heavy-duty dowels at chest height.

art. no. **RZ301**



RZ301

Anchor bolt
bolt and nut, fits for RZ123 and RZ125; approved for cracked and non-cracked concrete B25 to B55 (old compressive strength classes) C20/25 to C50/60 (new EU classification), also suitable for concrete B15 = C12/15 and natural stone with dense structure. Concrete bore hole Ø 16 x 115 mm. in stainless steel A4 1.4529. Package contains 4 bolts. European Technical Approval ETA-05/0069.

art. no. **200900**



200900



FILIUS

The specific characteristic of FILIUS, the “Little Lightweight” among our range of parasols, is its lightness. It is precisely this feature that makes it extremely versatile and a fast-seller. Wherever FILIUS is put to use – for outdoor catering, in pedestrian zones, for market stands, for private, commercial or merely decorative purposes – it harmonizes well with its environment.



Small sizes but top-quality workmanship

- robust aluminium parasol
- easy handling
- with rope pull or crank drive
- frequent mounting and dismounting without problem

MAY – shade systems
Made in Germany



FILIUS – Product Information

Operating the parasol

FILIUS is available in two different versions:

- with rope pull (FS)
- with crank drive (FK)

High-quality framework materials

The poles of our parasols are all made of high-quality alloyed, extruded aluminium profiles. Frame surfaces are powder-coated, highly impact-proof, and available in pure white RAL 9010, grey brown RAL 8019, or white aluminium RAL 9006. Special colours available on request.

- support pole Ø 55 x 2.5 mm
- spoke dimensions
30 x 15 x 2 mm/ 25 x 15 x 2 mm
- support strut dimensions
25 x 15 x 2 mm

Frame joints

For us perfection in workmanship is an absolute must. Therefore, all moving axes are fitted with bolts and the canopy fabric is protected from damage. This extravagant technology ensures maximum stability and durability as well as easy execution of repairs.

Top plate

Elegant, graceful, highly practical.

Can be screwed off.
Colour to match frame.

Canopy covering fabric

Due to a special self-tensioning telescopic spring system the awning remains perfectly taut, even after years of usage. The canopy covering can easily and quickly be exchanged by means of a practical hooking system. For fabrics and awning colours see page 128 onward.

Valance options

- without valance
- straight valance

Parasol bonnet

This optional, decorative textile bonnet for the top of the parasol canopy gives a feeling of airy, Mediterranean stylishness.

When not in use


The protective cover provided can easily be slipped over the shade during bad weather periods.

Mounting

- Pull parasol from cardboard sleeve.
- Remove all packaging material.
- Place parasol mast in holding tube.
That's all – ready for use in a jiffy!

Additional equipment

- Side sheets
- Rain gutter



Rope pull



Crank drive



Frame colours



Frame joints



Top plate



Canopy covering



Without valance



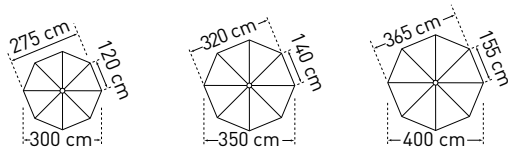
Straight valance



Canopy bonnet

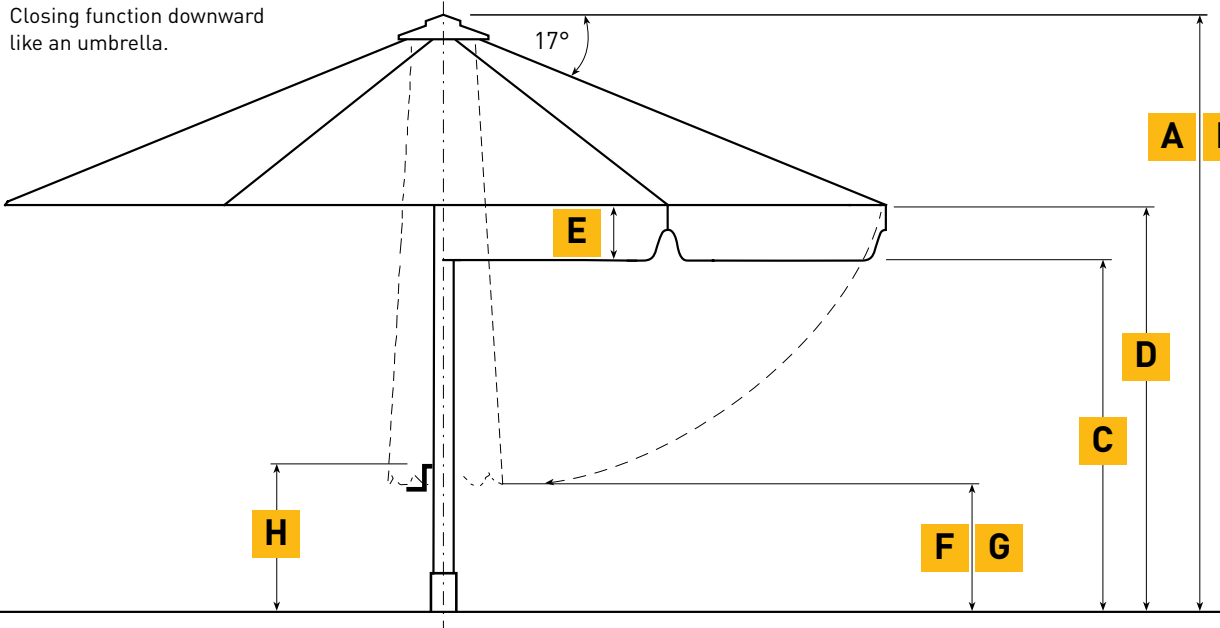


Closing function



FILIUS			Ø 3.0 m	Ø 3.5 m	Ø 4.0 m
Segments			8	8	8
Area m²			7	9	12
A	Height closed, with valance	cm	279	287	295
B	Height closed, without valance	cm	259	267	295
C	Headroom with valance	cm	200	200	200
D	Headroom without valance	cm	202	202	222
E	Height of valance	cm	28	28	28
F	Ground clearance (with valance) from spoke edge	cm	113	97	79
G	Ground clearance (without valance) from spoke edge	cm	93	77	79
H	Crank height	cm	92	92	92
Weight without packaging MayTex-Acryl without valance			12	15.5	17.5
Support pole diameter mm			outer-Ø 55, pole thickness 2.5		
Packaging cardboard sleeve: length 307 cm			Ø 25 cm, approx. 7.5 kg		
Installation base length/width/min. depth cm			50 / 50 / 60		
Minimum-ballast Number of layers of concrete slabs XZ40 required			1 x = approx. 72 kg		

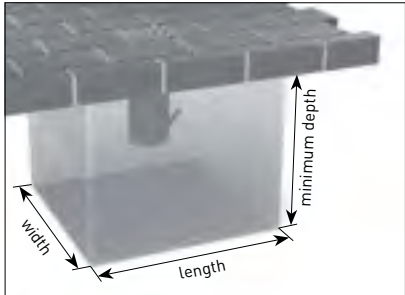
	1.5 x 1.5 m	2.0 x 2.0 m	2.5 x 2.5 m	3.0 x 3.0 m	3.5 x 3.5 m	2.25 x 3.05 m	3.0 x 4.0 m
	4	8	8	8	8	8	8
	2.25	4	6.25	9	12	7	12
A	259	274	280	289	295	279	290
B	259	254	260	269	275	259	270
C	200	200	200	200	200	208	208
D	220	202	202	202	202	210	210
E	18	23	28	28	28	28	28
F	148	120	94	63	32	80	30
G	148	100	74	43	12	60	10
H	70	92	92	92	92	92	92
	15	15	16	18	16	15	16.5
outer-Ø 55, pole thickness 2.5							
Ø 25 cm, approx. 7.5 kg							
50 / 50 / 60							
1 x = approx. 72 kg							



The heights specified are for parasols with MayTex-Acryl covering fabric that are mounted in an anchor tube (DMZ118, DMZ146, DMZ150). The increase in height for parasols with other installation bases can be seen in the list below:

- Cross pedestal: DMZ110 + 6 cm
- Full frame pedestal: DMZ411 + 9 cm
- Full frame pedestal: DMZ412 + 12 cm
- Full frame pedestal: DMZ414 + 16 cm
- Full frame pedestal: DMZ420 + 19 cm
- Granite base: DMZ141 + 10 cm
- Wheeled pedestal DMZ282 + 14/15 cm
- Anchor plate: DMZ261 + 4 cm
- Base plate: DMZ271 + 3 cm


3D view of installation base with top plate for winter protection. Base must be frost-proof and enlarged if the ground is unstable.



Intermediate and special sizes on request.
Dimensional tolerance approx. 5%.



Additional protective sleeve
with integrated aluminium rod for easy handling and zipper, grey tarp material. Please state parasol size.
art. no. **FA130**



FILIUS aluminium frame system with seawater-resistant stainless steel frame joints V4A (1.4401, AISI 316).
art. no. **206171**
Rain gutter
in MayTex-Poly, with aluminium rods for stabilization. Can only be used with "straight valance".
art. no. **XA141**

Glass-fibre reinforced plastic holder for side sheets and rain gutter
1 piece per spoke required
with 1 eyelet screw
with 2 eyelet screws

art. no. **FA141 01**
art. no. **FA141 02**

Glass-fibre reinforced plastic holder for side sheets and rain gutter
1 piece per spoke required
with 1 eyelet screw
with 2 eyelet screws

art. no. **FA141 01**
art. no. **FA141 02**



FA141 01

Length extension of centre pole
State required additional length in cm (max. 50 cm).
Centre- pole shortening
Length on request, dependent on parasol size.
Frame paint finish
Please state colour of powder-coating in RAL.
Canopy covering MayTex-PVC
approx. 380g/m².
Side sheets
Textile in MayTex-Poly, cf. page 130 onward.

FILIUS –
mobile installation options

Cross pedestal
mounted with screws, frame size 83 x 83 cm, total height 28 cm,
galvanized, weight approx. 4.5 kg.
For standard concrete slabs 40 x 40 x 5 cm.


art. no. **DMZ110**



DMZ110

Full frame pedestal
frame size 84 x 91 cm, total height 33 cm, height of frame x = 5 cm,
galvanized, weight approx. 23 kg.
For 1 set of standard concrete slabs 40 x 40 x 5 cm.

art. no. **DMZ411**



DMZ411

Full frame pedestal, adjustable for slanting surfaces
with 4 rubber diagonal support levelling screws, frame size
84 x 91 cm, total height min. 34 cm, max. 40 cm, galvanized, weight
approx. 24 kg.
For 1 set of standard concrete slabs 40 x 40 x 5 cm.

art. no. **DMZ412**



DMZ412

Full frame pedestal on wheels
with rubber heavy-duty rollers and fixing brakes, frame size
84 x 91 cm, total height 40 cm, diameter of rollers 5 cm, weight
approx. 24 kg, galvanized.
For 1 set of standard concrete slabs 40 x 40 x 5 cm.
Attention: wind sensitive!

art. no. **DMZ414**



DMZ414


Heavy-duty wheels Ø 15 cm
wheel diameter 15 cm, for uneven surfaces. Rubber, with fixing
brakes, loading capacity 110 kg/wheel. Suitable for DMZ414.

For orders with full frame pedestal art. no. **351498**
For retrofitting art. no. **351499**

FILIUS –
mobile installation options

Full frame pedestal on feet
for forklift or lift truck transport, frame size 84 x 91 cm,
foot height y = 10 cm, weight approx. 25 kg, galvanized.
For 1 set of standard concrete slabs 40 x 40 x 5 cm.

art. no. **DMZ420**



DMZ420

*** NEW!**
Frame pedestal cover plate
stainless steel 1.4310, fits on DMZ411, DMZ412, DMZ414 and
DMZ420. For retrofitting.

art. no. **200905**



200905

Concrete slabs
1 set = 4 slabs, each 40 x 40 x 5 cm, weight per slab: approx. 18 kg,
Total weight approx. 72 kg.

art. no. **XZ40**



XZ40

Granite base
Ø approx. 70 cm, 2 pieces, round, grey, polished, 4 recessed grips,
stainless steel surface, weight approx. 100 kg,
height x = approx. 10 cm.

art. no. **DMZ141**



DMZ141

FILIUS –
mobile installation options

Wheeled pedestal
incl. weights, rubber rollers, stainless steel locking rod. Colour anthracite, 75 x 75 cm, weight approx. 100 kg.



Wheeled pedestal
incl. weights, rubber rollers, stainless steel locking rod. Colour graphite, 75 x 75 cm, weight approx. 100 kg.



Free-standing base plate
plate size 80 x 80 cm, steel plate thickness x = 12 mm, galvanized, weight approx. 60 kg, high stability up to Beaufort 5.

art. no. **DMZ271**



*** NEW!**
Add-on weight plate
fits for DMZ271 and DMZ139, for retrofitting. Plate size 78 x 78 cm, steel plate thickness x = 12 mm, galvanized, weight approx. 56 kg.

art. no. **351185**



FILIUS –
mobile installation options



*** NEW!**
Anti-slip mat
1 piece, 80 x 80cm, suitable for the steel plates of the installation options of DMZ271 and DMZ139. Increases the coefficient of friction between steel plate and floor covering (wood, concrete slabs, asphalt) and therefore decreases slipping caused by wind.
Colour black, x = 3 mm.

art. no. **352791**




Full frame pedestal
customized height to fit patio surface, frame size 83 x 83 cm, screw-off upper part, galvanized, weight approx. 23 kg, incl. top plate for winter protection. For 1 set of standard concrete slabs 40 x 40 x 5 cm.

art. no. **DMZ208**



Full frame pedestal with placement hinge
customized height to fit patio surface, frame size 83 x 83 cm, screw-off upper part, galvanized, weight approx. 24 kg, incl. top plate for winter protection. For 1 set of standard concrete slabs 40 x 40 x 5 cm.

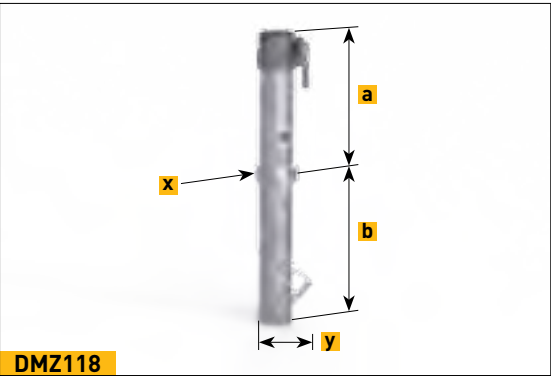
art. no. **DMZ210**




FILIUS –
stationary installation options

Anchor tube to be embedded in concrete
2 pieces, screw-off upper part, galvanized, weight approx. 4.7 kg,
incl. top plate for winter protection.
a = 26 cm, b = 29 cm, x = Ø 8 cm, y = 15 cm.


art. no. **DMZ118**




DMZ118 options:
galvanized and
powder-coated




DMZ118 upper anchor tube, standard



DMZ118 upper anchor tube, extra length + 10 cm




DMZ118 upper anchor tube, extra length + 20 cm




DMZ118 upper anchor tube, extra length + 30 cm

DMZ118 options:
galvanized



DMZ118 upper anchor tube, extra length



DMZ118 lower anchor tube, extra length

FILIUS –
stationary installation options

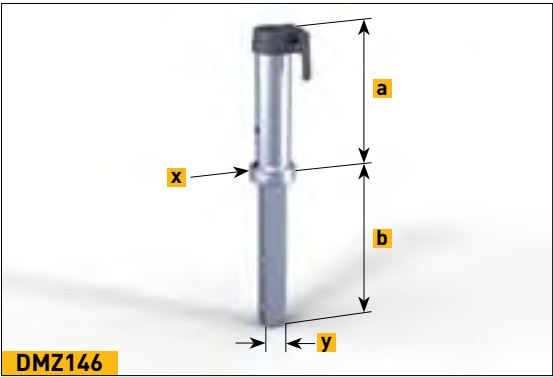

Anchor tube to be embedded in concrete with placement hinge
2 pieces, screw-off upper part, galvanized, weight approx. 5 kg,
incl. top plate for winter protection, bore for power cable
through centre post.
Ø 5 cm, a = 26 cm, b = 28 cm, x = 12 cm, y = 14 cm, z = 14.5 cm.

art. no. **DMZ150**



Anchor tube to be embedded in concrete
for an existing foundation with a bore hole of min. Ø 71 mm;
2 pieces, screw-off upper part. The bore hole is filled with grouting
or epoxy resin in order to fix the lower part of the anchor tube. The
existing foundation must be adequate in size for the
designated parasol. Anchor tube: galvanized, weight approx. 3 kg;
square lower tube; top plate for winter protection.
a = 26 cm, b = 28.5 cm, x = Ø 8 cm, y = □ 5 cm


art. no. **DMZ146**



FILIUS – stationary installation options

Wall bracket
galvanized, weight approx. 5.5 kg, wall plate 30 x 16 cm, x = 20 cm, t = 0.8 cm. Bottom of support pole rests on bottom end of anchor tube.

art. no. **DMZ125**




Wall pressure plate
fits for DMZ125 and DMZ170, galvanized; 30 x 16 cm; to be clamped onto the existing bars (only possible if these are very strong), bore holes for M16 stud bolts (not included in the delivery).

art. no. **200084**




Wall bracket
galvanized, weight approx. 6.5 kg, wall plate 30 x 16 cm, x = 20 cm, t = 0.8 cm.

art. no. **DMZ170**



Corner wall bracket
galvanized, weight approx. 5.5 kg, x = 5.5 cm, t = 0.8 cm.

art. no. **DMZ172**



FILIUS – stationary installation options

Dowel-anchored plate
customized height to fit patio surface, anchor plate 30 x 30 cm, screw-off upper part, galvanized, weight approx. 10 kg, incl. top plate for winter protection.

art. no. **DMZ129**




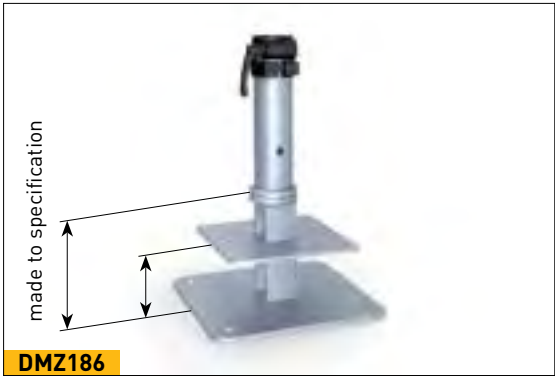
Dowel-anchored plate with placement hinge
customized height to fit patio surface, anchor plate 30 x 30 cm, galvanized, weight approx. 13 kg, incl. top plate for winter protection.

art. no. **DMZ127**



FILIUS – stationary installation options

Flat-roof dowel-anchored plate
externally insulated roof system, system-conform flat roof connection with liquid plastic, customized height to fit flat roof surface, dowel plate 30 x 30 cm, screw-off upper part, galvanized, weight approx. 13 kg, incl. top plate for winter protection.
art. no. **DMZ186**



Anchor bolt
bolt and nut, fits for DMZ261, DMZ125, DMZ170, DMZ172, DMZ127, DMZ129 and DMZ186; approved for cracked and non-cracked concrete B25 to B55 (old compressive strength classes) C20/25 to C50/60 (new EU classification), also suitable for concrete B15 = C12/15 and natural stone with dense structure. Concrete bore hole Ø 16 x 115 mm. in stainless steel A4 1.4529. Package contains 4 bolts. European Technical Approval ETA-05/0069.
art. no. **200900**



*** NEW!**
Ground screw anchor fixture
like ground screw DMZ330, without ground screw KSF F 140 x 2100-M, weight ca. 6 kg, x = 22 cm, t = 1.5 cm.
art. no. **DMZ329**





Screw-in ground anchor
groundscrew with upper anchor tube, incl. standard parts, parts unscrewed on delivery, steel, galvanized acc. DIN EN ISO 1461, weight approx. 30 kg, delivered in two ready-to-assemble parts.
art. no. **DMZ330**



FILIUS – stationary installation options

Base plate
customized height to fit patio surface, to be screwed together on site, heaviest component approx. 60 kg, base plate size 80 x 80 cm, plate thickness x = 12 mm, screw-off upper part, galvanized, weight approx. 68 kg, incl. top plate for winter protection.
art. no. **DMZ139**



Theft pin
padlock and pin, in stainless steel, for support pole Ø 55 mm. suitable for retrofitting.
art. no. **200194**



SCHATTELLO

You would like to please your guests on a hot summer's day by offering them a welcoming seat outdoors in the cool shade? Or to charm them on a nippy day or a chill night by conjuring up a cosy atmosphere with dimmed lights and comfortable heating? Then our strong but graceful SCHATTELLO is what you are looking for. Its captivating elegance and ultra-easy handling ideally complement the hospitable ambience. SCHATTELLO – more than just a parasol!



Our parasol for outdoor catering that stands as solid as a rock.

- large-area all-weather protection
- easy handling
- extremely wind-resistant
- classic parasol for outdoor catering
- product video at www.may-online.com



Video

MAY – shade systems
Made in Germany





SCHATTELLO – Product Information

Operating the parasol

SCHATTELLO, our giant parasol, is opened and closed with a smooth-running, removable stainless steel crank or with the help of a cordless drill (hex drill fitting).

The reliable drive-system with accurate integrated bevel gears guarantees effortless handling, even after years of usage.

High-quality framework materials

The poles of our parasols are all made of high-quality alloyed, extruded aluminium profiles. Frame surfaces are powder-coated, highly impact-proof, and available in pure white RAL 9010, grey brown RAL 8019, or white aluminium RAL 9006. Special colours available on request.

- support pole Ø 76 x 3 mm
- spoke dimensions 35 x 20 x 2 mm
- support strut dimensions 30 x 20 x 2 mm

Robust central rod system

The robust parasol central rod system consists of two discs with support struts and spokes. In order to prevent the spokes from twisting, the lower die-cast disc is firmly welded to the support pole.

Frame joints

For us perfection in workmanship is an absolute must. Therefore, all moving axes are fitted with easily removable bolts.

Top plate

Elegant and graceful. Can be screwed off. Colour to match framework.

Wind tunnel tested

We were able to prove the stability and sturdiness of our parasols during various tests in a wind tunnel. Even wind speeds of 50 km/h could not do any harm to a parasol of Ø 5 m. However, stability can only be guaranteed if the pedestal frame is adequately weighed down for the wind conditions of the intended location.

Canopy covering fabric

Due to a special self-tensioning telescopic spring system the awning remains perfectly taut, even after years of usage. The canopy covering can easily and quickly be exchanged by means of a practical hooking system. For fabrics and awning colours see page 128 onward.

Valance options

- without valance
- straight valance
- Deluxe valance, cf. page 136.

Installation options

- mobile
 - stationary
- cf. page 68 onward

When not in use

The protective cover provided can easily be slipped over the shade during bad weather periods.

Mounting


- Pull parasol out of cardboard sleeve.
- Remove all packaging material.
- Place parasol mast in holding tube, that's all – ready for use in a jiffy!

Additional equipment

- Side sheets
- Rain gutter
- Tubular motor, heaters, lighting and loudspeakers cf. page 56 and 114 onward



Operating mechanism



Frame colours



Central rod system



Frame joints



Top plate



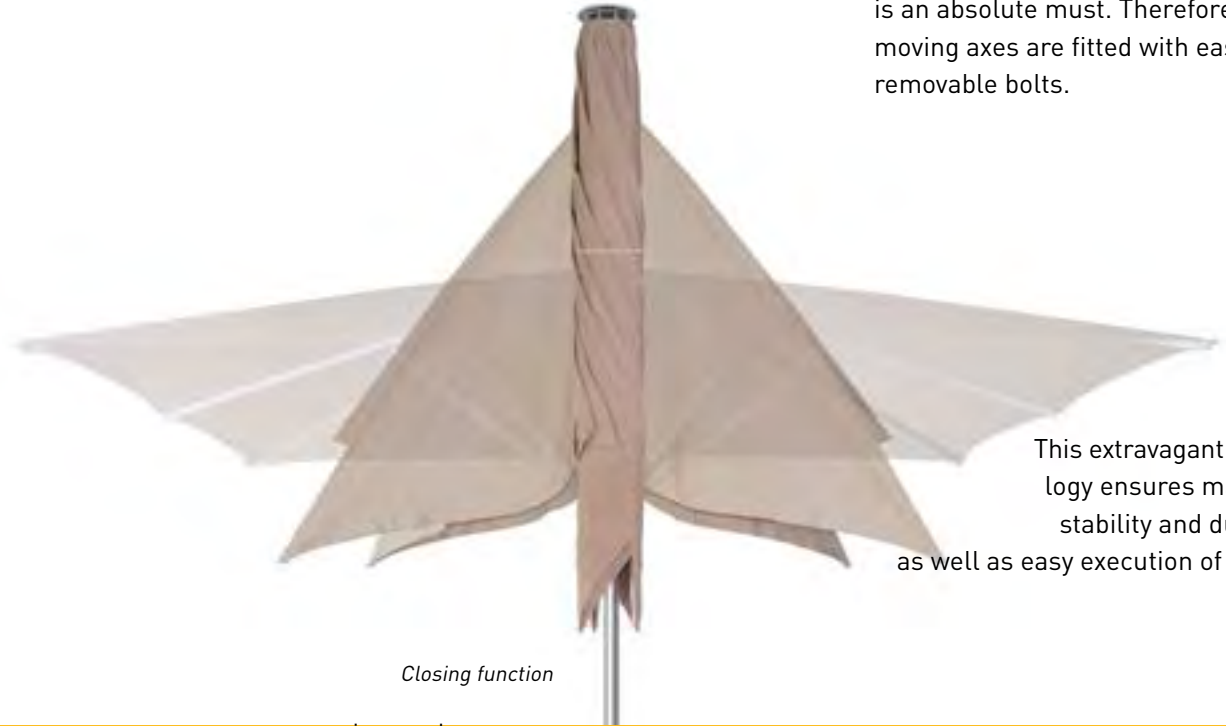
Canopy covering



Without valance

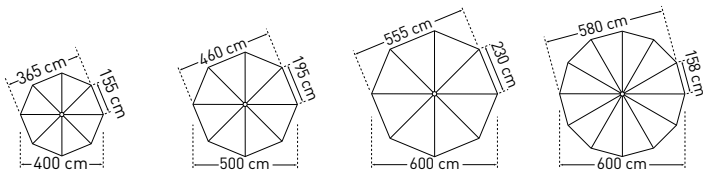


Straight valance

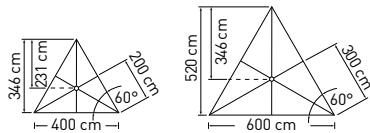


Closing function

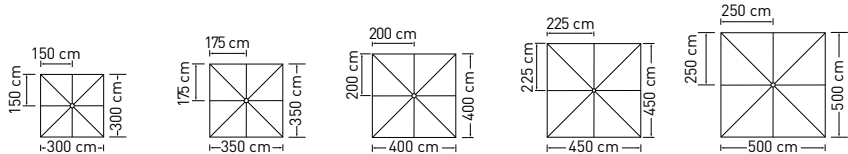
This extravagant technology ensures maximum stability and durability as well as easy execution of repairs.



SCHATTELLO round			Ø 4.0 m	Ø 5.0 m	Ø 6.0 m	Ø 6.0 m	
Segments			8	8	8	12	
Area m²			12	19	27	28	
A	Height closed incl. top plate	cm	410	425	440	450	
B	Height opened incl. top plate	cm	303	318	333	343	
C	Headroom with valance	cm	205	205	200	205	
D	Headroom without valance	cm	227	227	222	237	
E	Height of valance	cm	28	28	28	28	
F	Ground clearance from spoke edge	cm	193	158	123	132	
G	Height of lower disc flange	cm	183	198	213	223	
Weight without packaging MayTex-Acryl without valance			kg	27	38	45	52
Support pole diameter			mm	outer-Ø 76, pole thickness 3			
Packaging cardboard sleeve: length 444 cm			Ø 33 cm approx. 17 kg			Ø 35 cm approx.18 kg	
Installation base length/width/min. depth			cm	50/50/60		60/60/60	
Minimum-ballast Number of layers of concrete slabs XZ50 required			1 x = approx. 112 kg		2 x = approx. 224 kg		



SCHATTELLO triangular			4 x 4 x 4 m	6 x 6 x 6 m
Segments			6	6
Area m²			6.9	15.6
A	Height closed incl. top plate	cm	391	402
B	Height opened incl. top plate	cm	284	295
C	Headroom with valance	cm	215	215
D	Headroom without valance	cm	237	237
E	Height of valance	cm	28	28
F	Ground clearance from spoke edge	cm	153	51
G	Height of lower disc flange	cm	234	183
Weight without packaging MayTex-Acryl without valance			27	40
Support pole diameter			outer-Ø 76, pole thickness 3	
Packaging cardboard sleeve: length 444 cm			Ø 33 cm approx. 17 kg	
Installation base length/width/min. depth			50/50/60	
Minimum-ballast Number of layers of concrete slabs XZ50 required			1 x = approx. 112 kg	

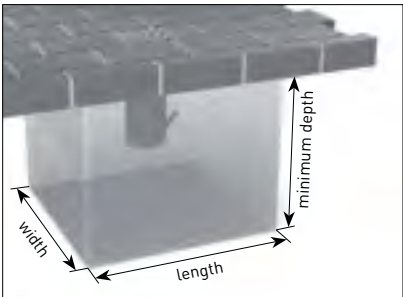


	SCHATTELLO square		3.0 x 3.0 m	3.5 x 3.5 m	4.0 x 4.0 m	4.5 x 4.5 m	5.0 x 5.0 m
	Segments		8	8	8	8	8
	Area	m²	9	12.25	16	20.25	25
A	Height closed incl. top plate	cm	410	418	425	433	440
B	Height opened incl. top plate	cm	300	308	315	323	330
C	Headroom with valance	cm	215	215	215	215	215
D	Headroom without valance	cm	237	237	237	237	237
E	Height of valance	cm	28	28	28	28	28
F	Ground clearance <small>from spoke edge</small>	cm	180	154	119	96	62
G	Height of lower disc flange	cm	252	190	198	203	213
	Weight without packaging <small>MayTex-Acryl without valance</small>	kg	25	34	43	52	58
	Support pole diameter	mm	outer-Ø 76, pole thickness 3				
	Packaging <small>cardboard sleeve: length 444 cm</small>		Ø 33 cm approx. 17 kg				
	Installation base <small>length/width/min. depth</small>	cm	50/50/60				60/60/60
	Minimum-ballast <small>Number of layers of concrete slabs XZ50 required</small>		1 x = approx. 112 kg				2 x = approx. 224 kg

The heights specified are for parasols with MayTex-Acryl covering fabric that are mounted in an anchor tube (SZ118, SZ146 SZ150). The increase in height for parasols with other installation bases can be seen in the list below:

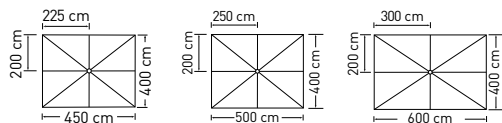
- Full frame pedestal: SZ201 + 14 cm
- Full frame pedestal: SZ203 + 17 cm
- Full frame pedestal: SZ205 + 21 cm
- Full frame pedestal: SZ411 + 9 cm
- Full frame pedestal: SZ412 + 12 cm
- Full frame pedestal: SZ414 + 16 cm
- Full frame pedestal: SZ420 + 19 cm
- Anchor plate: SZ131 + 1.5 cm
- Anchor plate: SZ261 + 5 cm
- Base plate: SZ272 + 4 cm
- Base plate: SZ273 + 4 cm
- Base plate: SZ274 + 4 cm
- Base plate: SZ275 + 4 cm

3D view of installation base with top plate for winter protection. Base must be frost-proof and enlarged if the ground is unstable.



Intermediate and special sizes on request.
Dimensional tolerance approx. 5%.

</

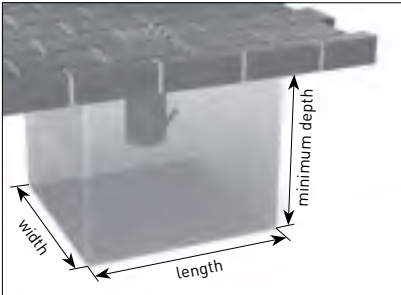


SCHATTELLO rectangular			4.0 x 4.5 m	4.0 x 5.0 m	4.0 x 6.0 m
Segments			8	8	8
Area m²			18	20	24
A	Height closed incl. top plate	cm	416	420	425
B	Height opened incl. top plate	cm	293	313	318
C	Headroom with valance	cm	215	215	215
D	Headroom without valance	cm	237	237	237
E	Height of valance	cm	28	28	28
F	Ground clearance from spoke edge	cm	105	84	54
G	Height of lower disc flange	cm	225	198	203
Weight without packaging MayTex-Acryl without valance			44	36	40
Support pole diameter			mm outer-Ø 76, pole thickness 3		
Packaging cardboard sleeve: length 444 cm			Ø 33 cm approx. 17 kg		
Installation base length/width/min. depth			cm 50 / 50 / 60		60 / 60 / 60
Minimum-ballast Number of layers of concrete slabs XZ50 required			1x = approx. 112 kg		2x = approx. 224 kg

The heights specified are for parasols with MayTex-Acryl covering fabric that are mounted in an anchor tube (SZ118, SZ146 SZ150). The increase in height for parasols with other installation bases can be seen in the list below:

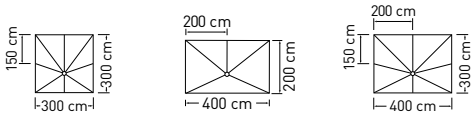
- Full frame pedestal: SZ201 + 14 cm
- Full frame pedestal: SZ203 + 17 cm
- Full frame pedestal: SZ205 + 21 cm
- Full frame pedestal: SZ411 + 9 cm
- Full frame pedestal: SZ412 + 12 cm
- Full frame pedestal: SZ414 + 16 cm
- Full frame pedestal: SZ420 + 19 cm
- Anchor plate: SZ131 + 1,5 cm
- Anchor plate: SZ261 + 5 cm
- Base plate: SZ272 + 4 cm
- Base plate: SZ273 + 4 cm
- Base plate: SZ274 + 4 cm
- Base plate: SZ275 + 4 cm

3D view of installation base with top plate for winter protection. Base must be frost-proof and enlarged if the ground is unstable.



Intermediate and special sizes on request.
Dimensional tolerance approx. ± 5%





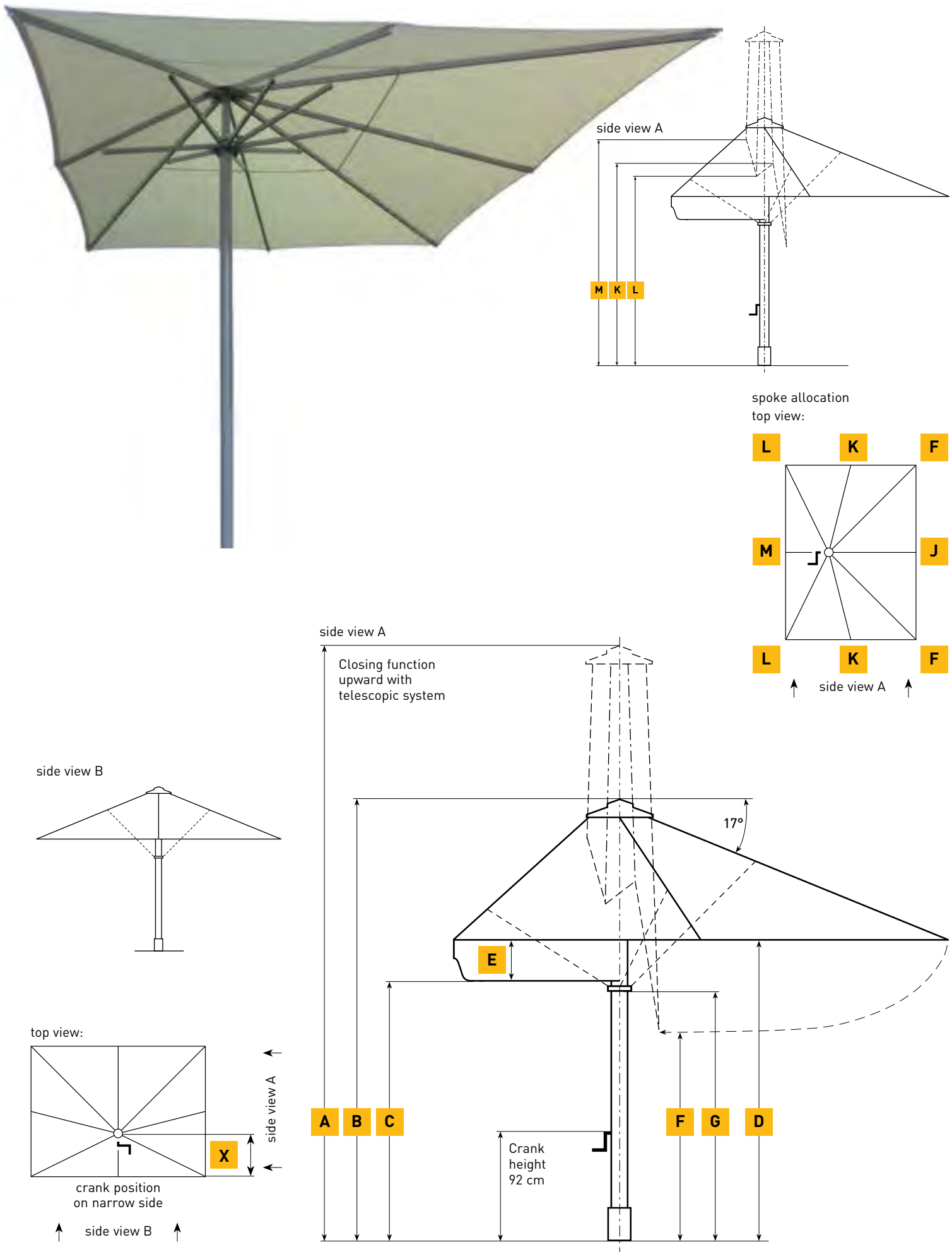
	SCHATTELLO eccentric		3.0 x 3.0 m	2.0 x 4.0 m	3.0 x 4.0 m
X	Distance from centre pole to outer edge of canopy	cm	100	70	100
	Segments		8	5	8
	Area	m²	9	8	12
A	Height closed incl. top plate	cm	391	370	410
B	Height opened incl. top plate	cm	305	293	300
C	Headroom with valance	cm	215	215	215
D	Headroom without valance	cm	237	237	237
E	Height of valance	cm	28	28	28
F	Ground clearance from spoke edge	cm	144	140	118
G	Height of lower disc flange	cm	250	246	263
J		cm	193	248	197
K		cm	232	-	192
L		cm	213	169	175
M		cm	288	-	293
	Weight without packaging MayTex-Acryl without valance	kg	37	27	36
	Support pole diameter	mm	outer-Ø 76, pole thickness 3		
	Packaging cardboard sleeve: length 444 cm		Ø 33 cm approx. 17 kg		
	Installation base length/width/min. depth	cm	50 / 50 / 60		
	Minimum-ballast Number of layers of concrete slabs XZ50 required		2 x = approx. 224 kg		

The heights specified are for parasols with MayTex-Acryl covering fabric that are mounted in an anchor tube SZ150. The increase in height for eccentric parasols with other installation bases can be seen in the list below:

- Full frame pedestal: SZ203 + 17 cm
- Full frame pedestal: SZ412 + 12 cm
- Anchor plate: SZ131 + 1,5 cm
- Base plate: SZ273 + 4 cm
- Base plate: SZ275 + 4 cm

Dimensional tolerance approx. ±5%

Alignment possibility + special clamp
It is only possible to use such installation bases for SCHATTELLO parasols that have a locking hinge or a full-frame pedestal, adjustable for slanting surfaces. Anchoring bases with locking hinge are installed with setscrews and a special surface clamp. This ensures that the eccentric parasol will be aligned and mounted completely upright.





FLORA Cologne, Congress-City of Cologne



SA130

Additional protective sleeve
without zipper, grey tarp material.
Please state parasol size.

art. no. **SA130**



SA132/SA134

Additional protective sleeve
with telescopic system and zipper, length of telescope 4.5 m, grey tarp material. Essential for wind-exposed and coastal locations.
Please state parasol size.

art. no. **SA132**

Protective sleeve for parasols with integrated heaters
with telescopic system and zipper, length of telescope 4.5 m, grey tarp material. Please state parasol size.

art. no. **SA134**

SCHATTELLO aluminium frame system **with seawater-resistant stainless steel frame joints V4A** (1.4401, AISI 316).

art. no. **350118**

Rain gutter
in MayTex-Poly, with aluminium rods for stabilization. Can only be used with "straight valance".

art. no. **XA141**



XA141

Glass-fibre reinforced plastic holder for side sheets and rain gutter

1 piece per spoke required

with 1 eyelet screw

with 2 eyelet screws

art. no. **SA141 01**

art. no. **SA141 02**

Holder for suspended rain gutter

1 piece per spoke required.

art. no. **SA150**



SA141 01

Length extension of centre pole
State required additional length in cm (max. 50 cm).

Centre- pole shortening
Length on request, dependent on parasol size.

Frame paint finish
Please state colour of powder-coating in RAL.

Canopy covering MayTex-PVC
approx. 380g/m².

Side sheets
Textile in MayTex-Poly, cf. page 126 onward.



Side sheets



Example of a playschool parasol



Special model: Playschool parasol Ø 5 m

The colourful, multi-design canopy coverings consist of different, randomly selected segments. Thus each parasol is unique and offers fun and variety on any kids' playground. Only available in size Ø 5 m, MayTex-Acryl, with valance.

Frame finish:

pure white RAL 9010

art. no. **SG5000 K001**

Frame finish:

white aluminium RAL 9006

art. no. **SG5000 K002**

Impact protection for parasol mast

Make sure that the children's playing area is safe! Without safety precautions, carefree romping around may lead to tears. This can be avoided with effective impact protection. If correctly mounted, our protective padding covers the anchor tube and the pole up to a height of 90 cm. Fabric: MayTex-PVC, available in all PVC colours of the textile collection.

art. no. **350268**

Lubricant LubriMay 13

for threaded spindle, content: 100 g.

art. no. **350652**



CleanoMay 13

This highly efficient cleaning concentrate removes grease, oil, coal, rust as well as other stubborn stains on your parasol canopy covering or frame. It can also serve to clean machines, kitchens (recognised as safe for foodstuffs by the Fresenius Institute), barbeque grills, tarpaulins and plastics. Moreover, CleanoMay 13 is non-toxic, biodegradable, inflammable and non-corroding. 1 litre concentrate yields 26 litres liquid cleanser.

art. no. **350848**



Substitute canopy covering

An occasional change of canopy covering can give your patio a completely new flair.






Tubular motor

• product video at www.may-online.com



Video



202105

Tubular motor

Fully integrated in parasol mast, invisible; start-up via Plug and Play, open and close by pressing function key of radio transmitter for 3 seconds (for avoidance of unintentional switching), range of radio transmitter to parasol mast approx. 25 m; Control exclusively via radio. No wired control (fixed wiring) possible. The motors can only be used with anchor tubes SZ150, SZ131, SZ127, SZ186, SZ194, SZ210, SZ241 or SZ243. Compatible with LED-lighting, not compatible with heaters or loudspeakers; Power: 230 V~ / 50 Hz.

art. no. **202100**



202115

Single-channel hand-held radio transmitter

Single-channel device sufficient if only one parasol is to be controlled. Simultaneous control of one or any number of parasols possible (2 signals).

art. no. **202105**



202105 + 202115

Holder for radio transmitter

suitable for single-channel hand-held radio transmitter 202105. To be screwed to the wall.

art. no. **202115**



202106

18-channel hand-held radio transmitter

For the control of several parasols; can be used to control solitary as well as grouped parasols, programming possible in our company after prior date arrangement. 18-channel device. For separate control of up to 18 parasols (36 signals).

art. no. **202106**

Holder for radio transmitter

suitable for 18-channel hand-held radio transmitter 202106. To be screwed to the wall.

art. no. **202116**



202116

Wall-mounted radio transmitter

Radio transmitter for permanent screw-on installation. The transmitter must have direct visual contact with the radio receiver. Sufficient for the control of one parasol. Simultaneous control of one or any number of parasols possible (2 signals).

art. no. **202104**



202106 + 202116

Radio transmitting station

2-channel radio transmitter to open and close tubular motors by a home automation system. Direct visual contact to the radio transmitter required. Controls 1 or 2 parasols or 1 up to 2 groups of parasols. 4 signals; uni-directional and sequential. Simple integration by potential-free switching contacts (> 3 sec). Can be combined with an 18-channel radio transmitter for single or group control. Input 12 V - 24 V DC or 230 V~ / 50 Hz.

art. no. **202108**



202104

Wind sensor

Only to be used as a supportive measure. In case of rising wind, the operator of the business must see that the parasols are closed and secured with a strap. The wind sensor measures the speed of the wind and passes on a signal to the tubular motor, which then automatically closes the parasols. The wind threshold value can be programmed with an adjustable potentiometer. Solar-cell and radio transmission, no cabling needed. To be fastened in a suitable position with the two dowels supplied in the package. The location should be as exposed as possible and in the vicinity of the parasols. Direct visual contact with the radio receiver necessary.

art. no. **202110**



202108



202110

Below you will find a list of our range of all-in kits on offer.

Choose a parasol and one of the kits listed. From page 114 onwards you will find more information on the individual kit components. The kits can, however, only be applied in combination with installation option SZ127, SZ131, SZ150, SZ186, SZ194, SZ210, SZ241 or SZ243. We recommend 2 lights and 2 heaters for parasols with an area of up to 16 m². For larger-size parasols 4 lights and 4 heaters will be necessary. It is not possible to combine heaters and a motor.

Slim lights

Kit S 2 art. no. 350940		
230 V connection. Kit consists of:	quantity	art. no.
W-MAY 3-pole plug connector	1	352422
Power supply within centre pole	1	200369
Electrical harness	1	350933
Slim light 13 W	2	202090

Kit S 4 art. no. 350941		
230 V connection. Kit consists of:	quantity	art. no.
W-MAY 3-pole plug connector	1	352422
Power supply within centre pole	1	200369
Electrical harness	1	350933
Slim light 13 W	4	202090

Kit S 6 art. no. 350942		
230 V connection. Kit consists of:	quantity	art. no.
W-MAY 3-pole plug connector	1	352422
Power supply within centre pole	1	200369
Electrical harness	1	350933
Slim light 13 W	6	202090

Kit S 2LED art. no. 350943		
230 V connection. Kit consists of:	quantity	art. no.
W-MAY 3-pole plug connector	1	352422
Power supply within centre pole	1	200369
Electrical harness	1	350933
Power supply unit (PSU) for max. 6 LED bars, integrated in parasol	1	351920
LED bar, warm white, without spot optics	2	352187

Kit S 4LED art. no. 350944		
230 V connection. Kit consists of:	quantity	art. no.
W-MAY 3-pole plug connector	1	352422
Power supply within centre pole	1	200369
Electrical harness	1	350933
Power supply unit (PSU) for max. 6 LED bars, integrated in parasol	1	351920
LED bar, warm white, without spot optics	4	352187

Kit S 6LED art. no. 350988		
230 V connection. Kit consists of:	quantity	art. no.
W-MAY 3-pole plug connector	1	352422
Power supply within centre pole	1	200369
Electrical harness	1	350933
Power supply unit (PSU) for max. 6 LED bars, integrated in parasol	1	351920
LED bar, warm white, without spot optics	6	352187

LED lighting RGB, coloured

LED bar RGB, colour:
Information on colour control
and dimming by smartphone
or radio transmitter, see page 122.

Kit S 2RGB art. no. 352960		
230 V connection. Kit consists of:	quantity	art. no.
W-MAY 3-pole plug connector	1	352422
Power supply within centre pole	1	200369
Electrical harness	1	350933
Power supply unit (PSU) for max. 6 LED bars, integrated in parasol	1	351920
Bluetooth dimmer switch v16-9	1	352888
LED bar, RGB, coloured	2	351727

Kit S 4RGB art. no. 352961		
230 V connection. Kit consists of:	quantity	art. no.
W-MAY 3-pole plug connector	1	352422
Power supply within centre pole	1	200369
Electrical harness	1	350933
Power supply unit (PSU) for max. 6 LED bars, integrated in parasol	1	351920
Bluetooth dimmer switch v16-9	1	352888
LED bar, RGB, coloured	4	351727

Kit S 6RGB art. no. 352962		
230 V connection. Kit consists of:	quantity	art. no.
W-MAY 3-pole plug connector	1	352422
Power supply within centre pole	1	200369
Electrical harness	1	350933
Power supply unit (PSU) for max. 6 LED bars, integrated in parasol	1	351920
Bluetooth dimmer switch v16-9	1	352888
LED bar, RGB, coloured	6	351727

To dim the LED bar warm white by smart
phone or radio transmitter, order the
Bluetooth dimmer switch art. no. 352888
and the Bluetooth transmitter
art. no. 352890, if applicable.

Infrared heaters

In standard cases these kits are firmly connected with the underground cable.
Alternatively, plug connector, art. no. 200581 can be used.

Kit S 0 2A	art. no. 351490	
400 V connection. Kit consists of:	quantity	art. no.
Power supply within centre pole	1	200369
Electrical harness	1	200565
Automatic auxiliary cut out switch	1	202051
Cabling, short (Please state position intended)	2	200579
Swivelling holder	2	202040
Infrared heater	2	200408
For parasol sizes 6 x 6 x 6 m with valance, Ø 4 m, Ø 5 m, 2 x 2 m, 2.5 x 2.5 m, 3.5 x 3.5 m, 2 x 4 m, 2.5 x 3.0 m, 2.5 x 3.5 m and 4 x 4 x 4 m please opt for Kit S0 2Z.		

Kit S 0 4A	art. no. 351491	
400 V connection. Kit consists of:	quantity	art. no.
Power supply within centre pole	1	200369
Electrical harness	1	200565
Automatic auxiliary cut out switch	1	202051
Cabling, short (Please state position intended)	4	200579
Swivelling holder	4	202040
Infrared heater	4	200408
For parasol sizes 6 x 6 x 6 m with valance, Ø 4 m, Ø 5 m, 3.5 x 3.5 m, 2 x 4 m, 2.5 x 3.0 m, 2.5 x 3.5 m und 4 x 4 x 4 m please opt for Kit S0 4Z.		
For parasol size 3 x 3 m eccentric opt for Kit S0 2A.		
For sizes 2 x 2 m and 2.5 x 2.5 m opt for Kit S0 2Z.		

Kit S 0 2Z	art. no. 351492	
400 V connection. Kit consists of:	quantity	art. no.
Power supply within centre pole	1	200369
Electrical harness	1	200565
Automatic auxiliary cut out switch	1	202051
Cabling, short (Please state position intended)	2	200585
Swivelling holder	2	200578
Infrared heater	2	200408
For parasol sizes 3 x 3 m eccentric, 2 x 4 m eccentric and 3 x 4 m eccentric please opt for Kit S0 2A.		

Kit S 0 4Z	art. no. 351493	
400 V connection. Kit consists of:	quantity	art. no.
Power supply within centre pole	1	200369
Electrical harness	1	200565
Automatic auxiliary cut out switch	1	202051
Cabling, short (Please state position intended)	4	200585
Swivelling holder	4	200578
Infrared heater	4	200408
This kit cannot be used for parasol sizes 3 x 3 m eccentric, 2 x 4 m eccentric, 3 x 4 m eccentric, 2 x 2 m, 2.5 x 2.5 m, 3 x 3 m and 4 x 5 m. We will be pleased to give advice on alternatives.		

Infrared heaters + slim lights

In standard cases these kits are firmly connected with the underground cable.
Alternatively, plug connector, art. no. 200581 can be used.

Kit S 4 2A	art. no. 202062	
400 V connection. Kit consists of:	quantity	art. no.
Power supply within centre pole	1	200369
Electrical harness	1	200565
Automatic auxiliary cut out switch	1	202051
Cabling, long (only possible along diagonal spokes)	2	200579
Swivelling holder	2	202040
Infrared heater	2	200408
Slim light 13 W	4	202090
For parasol sizes 6 x 6 x 6 m with valance, Ø 4 m, Ø 5 m, 2 x 2 m, 2.5 x 2.5 m, 3.5 x 3.5 m, 2 x 4 m, 2.5 x 3.0 m, 2.5 x 3.5 m and 4 x 4 x 4 m please opt for Kit S4 2Z.		

Kit S 4 4A	art. no. 202064	
400 V connection. Kit consists of:	quantity	art. no.
Power supply within centre pole	1	200369
Electrical harness	1	200565
Automatic auxiliary cut out switch	1	202051
Cabling, long (only possible along diagonal spokes)	4	200579
Swivelling holder	4	202040
Infrared heater	4	200408
Slim light 13 W	4	202090
For parasol sizes 6 x 6 x 6 m with valance, Ø 4 m, Ø 5 m, 3.5 x 3.5 m, 2 x 4 m, 2.5 x 3.0 m, 2.5 x 3.5 m and 4 x 4 x 4 m please opt for Kit S4 4Z.		
For parasol size 3 x 3 m eccentric opt for Kit S4 2A.		
For sizes 2 x 2 m and 2.5 x 2.5 m please opt for Kit S4 2Z.		

Kit S 4 2Z	art. no. 207062	
400 V connection. Kit consists of:	quantity	art. no.
Power supply within centre pole	1	200369
Electrical harness	1	200565
Automatic auxiliary cut out switch	1	202051
Cabling, short (Please state position intended)	2	200585
Swift-hold spar	2	200578
Infrared heater	2	200408
Slim light 13 W	4	202090
For parasol sizes 3 x 3 m eccentric, 2 x 4 m eccentric and 3 x 4 m eccentric please opt for Kit S4 2A.		

Kit S 4 4Z	art. no. 207064	
400 V connection. Kit consists of:	quantity	art. no.
Power supply within centre pole	1	200369
Electrical harness	1	200565
Automatic auxiliary cut out switch	1	202051
Cabling, short (Please state position intended)	4	200585
Swift-hold spar	4	200578
Infrared heater	4	200408
Slim light 13 W	4	202090
This kit cannot be used for parasol sizes 3 x 3 m eccentric, 2 x 4 m eccentric, 3 x 4 m eccentric, 2 x 2 m, 2.5 x 2.5 m, 3 x 3 m and 4 x 5 m. We will be pleased to give advice on alternatives.		

Infrared heaters
+ LED lighting
warm white

In standard cases these kits are firmly connected with the underground cable. Alternatively, plug connector, art. no. 200581 can be used.

To dim the LED bar warm white by smart phone or radio transmitter, order the Bluetooth dimmer switch art. no. 352888 and the Bluetooth transmitter art. no. 352890, if applicable.

Kit S 4LED 2A art. no. 350953		
400 V connection. Kit consists of:	quantity	art. no.
Power supply within centre pole	1	200369
Electrical harness	1	200565
Automatic auxiliary cut out switch	1	202051
Cabling, long (only possible along diagonal spokes)	2	200579
Swivelling holder	2	202040
Infrared heater	2	200408
Power supply unit (PSU) for max. 6 LED bars, integrated in parasol	1	351920
LED bar, warm white, without spot optics	4	352187

Pour les dimensions 6 x 6 x 6 m avec volant, Ø 4 m, Ø 5 m, 2 x 2 m, 2,5 x 2,5 m, 3,5 x 3,5 m, 2 x 4 m, 2,5 x 3,0 m, 2,5 x 3,5 m et 4 x 4 x 4 m veuillez choisir le package S 4LED 2Z.

Kit S 4LED 4A art. no. 350954		
400 V connection. Kit consists of:	quantity	art. no.
Power supply within centre pole	1	200369
Electrical harness	1	200565
Automatic auxiliary cut out switch	1	202051
Cabling, long (only possible along diagonal spokes)	4	200579
Swivelling holder	4	202040
Infrared heater	4	200408
Power supply unit (PSU) for max. 6 LED bars, integrated in parasol	1	351920
LED bar, warm white, without spot optics	4	352187

For parasol sizes 6 x 6 x 6 m with valance, Ø 4 m, Ø 5 m, 3.5 x 3.5 m, 2 x 4 m, 2.5 x 3.0 m, 2.5 x 3.5 m and 4 x 4 x 4 please opt for Kit S4 LED 4Z.
For size 3 x 3 m eccentric opt for Kit S4 LED 2A.
For sizes 2 x 2 m and 2.5 x 2.5 m opt for Kit S4 LED 2Z.

Kit S 4LED 2Z art. no. 350955		
400 V connection. Kit consists of:	quantity	art. no.
Power supply within centre pole	1	200369
Electrical harness	1	200565
Automatic auxiliary cut out switch	1	202051
Cabling, short (Please state position intended)	2	200585
Swivelling holder	2	200578
Infrared heater	2	200408
Power supply unit (PSU) for max. 6 LED bars, integrated in parasol	1	351920
LED bar, warm white, without spot optics	4	352187

For parasol sizes 3 x 3 m eccentric, 2 x 4 m eccentric and 3 x 4 m eccentric please opt for Kit S 4LED 2A.

Infrared heaters
+ LED lighting
RGB, coloured

In standard cases these kits are firmly connected with the underground cable. Alternatively, plug connector, art. no. 200581 can be used.

LED bar RGB, colour:
Information on colour control and dimming by smartphone or radio transmitter, see page 122.

Kit S 4LED 4Z art. no. 350956		
400 V connection. Kit consists of:	quantity	art. no.
Power supply within centre pole	1	200369
Electrical harness	1	200565
Automatic auxiliary cut out switch	1	202051
Cabling, short (Please state position intended)	4	200585
Swivelling holder	4	200578
Infrared heater	4	200408
Power supply unit (PSU) for max. 6 LED bars, integrated in parasol	1	351920
LED bar, warm white, without spot optics	4	352187

This kit cannot be used for parasol sizes 3 x 3 m eccentric, 2 x 4 m eccentric, 3 x 4 m eccentric, 2 x 2 m, 2.5 x 2.5 m, 3 x 3 m and 4 x 5 m.
We will be pleased to give advice on alternatives.

Kit S 4RGB 2A art. no. 352970		
400 V connection. Kit consists of:	quantity	art. no.
Power supply within centre pole	1	200369
Electrical harness	1	200565
Automatic auxiliary cut out switch	1	202051
Cabling, long (only possible along diagonal spokes)	2	200579
Swivelling holder	2	202040
Infrared heater	2	200408
Power supply unit (PSU) for max. 6 LED bars, integrated in parasol	1	351920
Bluetooth dimmer switch v16-9	1	352888
LED bar, RGB, coloured	4	351727

For parasol sizes 6 x 6 x 6 m with valance, Ø 4 m, Ø 5 m, 2 x 2 m, 2.5 x 2.5 m, 3.5 x 3.5 m, 2 x 4 m, 2.5 x 3.0 m, 2.5 x 3.5 m and 4 x 4 x 4 m please opt for Kit S4 LED 2Z.

Kit S 4RGB 4A art. no. 352971		
400 V connection. Kit consists of:	quantity	art. no.
Power supply within centre pole	1	200369
Electrical harness	1	200565
Automatic auxiliary cut out switch	1	202051
Cabling, long (only possible along diagonal spokes)	4	200579
Swivelling holder	4	202040
Infrared heater	4	200408
Power supply unit (PSU) for max. 6 LED bars, integrated in parasol	1	351920
Bluetooth dimmer switch v16-9	1	352888
LED bar, RGB, coloured	4	351727

For parasol sizes 6 x 6 x 6 m with valance, Ø 4 m, Ø 5 m, 3.5 x 3.5 m, 2 x 4 m, 2.5 x 3.0 m, 2.5 x 3.5 m and 4 x 4 x 4 please opt for Kit S4 RGB 4Z.
For size 3 x 3 m eccentric opt for Kit S4 RGB 2A.
For sizes 2 x 2 m and 2.5 x 2.5 m opt for Kit S4 RGB 2Z.

Kit S 4RGB 2Z art. no. 352972

400 V connection. Kit consists of:	quantity	art. no.
Power supply within centre pole	1	200369
Electrical harness	1	200565
Automatic auxiliary cut out switch	1	202051
Cabling, short (Please state position intended)	2	200585
Swift-hold spar	2	200578
Infrared heater	2	200408
Power supply unit (PSU) for max. 6 LED bars, integrated in parasol	1	351920
Bluetooth dimmer switch v16-9	1	352888
LED bar, RGB, coloured	4	351727

For parasol sizes 3 x 3 m eccentric, 2 x 4 m eccentric and 3 x 4 m eccentric please opt for Kit S 4RGB 2A.

Kit S 4RGB 4Z art. no. 352973

400 V connection. Kit consists of:	quantity	art. no.
Power supply within centre pole	1	200369
Electrical harness	1	200565
Automatic auxiliary cut out switch	1	202051
Cabling, short (Please state position intended)	4	200585
Swivelling holder	4	200578
Infrared heater	4	200408
Power supply unit (PSU) for max. 6 LED bars, integrated in parasol	1	351920
Bluetooth dimmer switch v16-9	1	352888
LED bar, RGB, coloured	4	351727

This kit cannot be used for parasol sizes 3 x 3 m eccentric, 2 x 4 m eccentric, 3 x 4 m eccentric, 2 x 2 m, 2.5 x 2.5 m, 3 x 3 m and 4 x 5 m.
We will be pleased to give advice on alternatives.

Kit S 0 M art. no. 353014

230 V connection. Kit consists of	quantity	art. no.
W-MAY 3-pole plug connector	1	352422
Tubular motor (radio controlled)	1	202100
Electrical harness	1	350933

Tubular motor
+ LED lighting
warm white

Tubular motor: Please order radio transmitter separately, see page 56.

To dim the LED bar warm white by smart phone or radio transmitter, order the Bluetooth dimmer switch art. no. 352888 and the Bluetooth transmitter art. no. 352890, if applicable.

Kit S 2LED M art. no. 350946

12 V + 230 V connection. Kit consists of:	quantity	art. no.
W-MAY 3-pole plug connector	1	352422
H1-MAY plug connector	1	350931
Power supply within centre pole	1	200369
Electrical harness	1	350933
Power supply unit (PSU) for max. 6 LED bars, installed on the outdoor wall or inside the house	1	351920
LED bar, warm white, without spot optics	2	352187
Tubular motor (radio controlled)	1	202100

Kit S 4LED M art. no. 350947

12 V + 230 V connection. Kit consists of:	quantity	art. no.
W-MAY 3-pole plug connector	1	352422
H1-MAY plug connector	1	350931
Power supply within centre pole	1	200369
Electrical harness	1	350933
Power supply unit (PSU) for max. 6 LED bars, installed on the outdoor wall or inside the house	1	351920
LED bar, warm white, without spot optics	4	352187
Tubular motor (radio controlled)	1	202100

Kit S 6LED M art. no. 350948

12 V + 230 V connection. Kit consists of:	quantity	art. no.
W-MAY 3-pole plug connector	1	352422
H1-MAY plug connector	1	350931
Power supply within centre pole	1	200369
Electrical harness	1	350933
Power supply unit (PSU) for max. 6 LED bars, installed on the outdoor wall or inside the house	1	351920
LED bar, warm white, without spot optics	6	352187
Tubular motor (radio controlled)	1	202100

Tubular motor

Please order radio transmitter separately, see page 56.

Tubular motor
+ LED lighting
RGB, coloured

Tubular motor: Please order radio transmitter separately, see page 56.

LED bar RGB, colour:
Information on colour control and dimming by smartphone or radio transmitter, see page 122.

Kit S 2RGB M art. no. 352963		
12 V + 230 V connection. Kit consists of:		
	quantity	art. no.
W-MAY 3-pole plug connector	1	352422
H1-MAY plug connector	1	350931
Power supply within centre pole	1	200369
Electrical harness	1	350933
Power supply unit (PSU) for max. 6 LED bars, installed on the outdoor wall or inside the house	1	351920
Bluetooth dimmer switch v16-9	1	352888
LED bar, RGB, coloured	2	351727
Tubular motor (radio controlled)	1	202100

Kit S 4RGB M art. no. 352964		
12 V + 230 V connection. Kit consists of:		
	quantity	art. no.
W-MAY 3-pole plug connector	1	352422
H1-MAY plug connector	1	350931
Power supply within centre pole	1	200369
Electrical harness	1	350933
Power supply unit (PSU) for max. 6 LED bars, installed on the outdoor wall or inside the house	1	351920
Bluetooth dimmer switch v16-9	1	352888
LED bar, RGB, coloured	4	351727
Tubular motor (radio controlled)	1	202100

Kit S 6RGB M art. no. 352965		
12 V + 230 V connection. Kit consists of:		
	quantity	art. no.
W-MAY 3-pole plug connector	1	352422
H1-MAY plug connector	1	350931
Power supply within centre pole	1	200369
Electrical harness	1	350933
Power supply unit (PSU) for max. 6 LED bars, installed on the outdoor wall or inside the house	1	351920
Bluetooth dimmer switch v16-9	1	352888
LED bar, RGB, coloured	6	351727
Tubular motor (radio controlled)	1	202100




SCHATTELLO –
mobile installation options

Full frame pedestals for 1 set of concrete slabs

Full frame pedestal
frame size 103 x 111 cm, total height 29 cm, height of frame
x = 5 cm, galvanized, weight approx. 30 kg. For 1 set of standard
concrete slabs 50 x 50 x 5 cm.

art. no. **SZ411**



Full frame pedestal with 4 rubber diagonal
support levelling screws

frame size 103 x 111 cm, total height min. 32 cm, max. 36 cm,
galvanized, weight approx. 30 kg. For 1 set of standard concrete
slabs 50 x 50 x 5 cm.

art. no. **SZ412**



Full frame pedestal on wheels

with rubber heavy-duty rollers and fixing brakes, frame size
103 x 111 cm, total height 36 cm, diameter of rollers 5 cm, galva-
nized, weight approx. 31 kg. For 1 set of standard concrete slabs
50 x 50 x 5 cm. Attention: wind sensitive!

art. no. **SZ414**



Heavy-duty wheels Ø 15 cm

wheel diameter 15 cm, for uneven surfaces. Rubber, with fixing
brakes, loading capacity 110 kg/wheel. suitable for SZ414 and SZ205.


For orders with full frame pedestal
For retrofitting

art. no. **351498**
art. no. **351499**

Full frame pedestal on feet

for forklift or lift truck transport, frame size 103 x 111 cm,
foot height y = 10 cm, galvanized, weight approx. 30 kg.
For 1 set of standard concrete slabs 50 x 50 x 5 cm.

art. no. **SZ420**



SCHATTELLO –
mobile installation options

Frame pedestal cover plate

stainless steel 1.4310, fits for SZ411, SZ412, SZ414 and SZ420.
For retrofitting.

art. no. **200906**



Full frame pedestals for 2 sets of concrete slabs

Full frame pedestal
frame size 103 x 103 cm, total height 34 cm, height of frame
x = 5 cm, galvanized, weight approx. 28 kg. For 2 sets of standard
concrete slabs 50 x 50 x 5 cm.


art. no. **SZ201**



Full frame pedestal

with rubber diagonal support levelling screws,
frame size 103 x 103 cm, total height min. 37 cm, max. 41 cm,
galvanized, weight approx. 29 kg. For 2 sets of standard concrete
slabs 50 x 50 x 5 cm.

art. no. **SZ203**



Full frame pedestal on wheels

with rubber heavy-duty rollers and fixing brakes, frame size
103 x 103 cm, total height 41 cm, diameter of rollers 5 cm,
galvanized, weight approx. 29 kg. For 2 sets of standard concrete
slabs 50 x 50 x 5 cm. Attention: wind sensitive!


art. no. **SZ205**



SCHATTELLO –
mobile installation options

Full frame pedestal
customized height to fit patio surface, frame size 103 x 103 cm, screw-off upper part, galvanized, weight approx. 29 kg, incl. top plate for winter protection. For 1 set of standard concrete slabs 50 x 50 x 5 cm.

art. no. **SZ208**



Full frame pedestal with placement hinge
customized height to fit patio surface, frame size 103 x 103 cm, screw-off upper part, galvanized, weight approx. 32 kg, incl. top plate for winter protection. For 1 set of standard concrete slabs 50 x 50 x 5 cm.

art. no. **SZ210**



Concrete slabs
1 set = 4 slabs, each 50 x 50 x 5 cm, weight per slab: approx. 31 kg, total weight approx. 124 kg.

art. no. **XZ50**



SCHATTELLO –
mobile installation options

*** NEW!**
Steel plates with cut off edge
1 set = 4 slabs, each 50 x 50 x 1,2 cm. Cut off edge 70 mm x 45°. Weight per slab: approx. 29 kg, total weight approx. 116 kg.

art. no. **XZ51**



Free-standing base plate
for parasols up to 21 m² in size, to be screwed together on site, heaviest component approx. 50 kg, base plate size 147 x 147 cm, steel plate thickness x = 12 mm, galvanized, weight approx. 213 kg.

art. no. **SZ272**



Free-standing base plate
for parasols from 21 m² in size, to be screwed together on site, heaviest component approx. 63 kg, base plate size 147 x 147 cm, steel plate thickness x = 15 mm, galvanized, weight approx. 263 kg.

art. no. **SZ274**

Base plate with placement hinge
for parasols up to 21 m² in size, to be screwed together on site, heaviest component approx. 50 kg, base plate size 147 x 147 cm, steel plate thickness x = 12 mm, galvanized, weight approx. 214 kg.

art. no. **SZ273**



Base plate with placement hinge
for parasols from 21 m² in size, to be screwed together on site, heaviest component approx. 63 kg, base plate size 147 x 147 cm, steel plate thickness x = 15 mm, galvanized, weight approx. 264 kg.

art. no. **SZ275**

*** NEW!**
Anti-slip mat
1 set = 4 pieces 73 x 73 cm each, suitable for the steel plates of the installation options SZ272, SZ273, SZ274, SZ275, SZ240, SZ241, SZ242 and SZ243. Increases the coefficient of friction between steel plate and floor covering (wood, concrete slabs, asphalt), and therefore reduces the risk of slipping during windy weather. Colour black, x = 3 mm.

art. no. **352789**



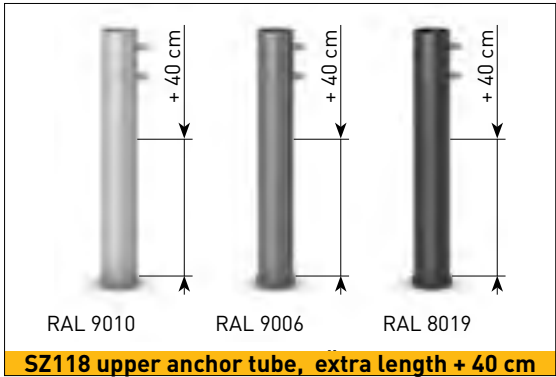
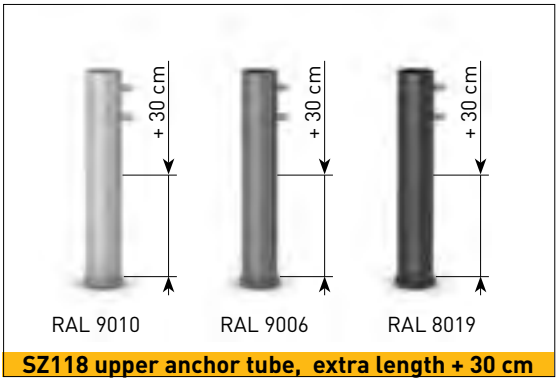
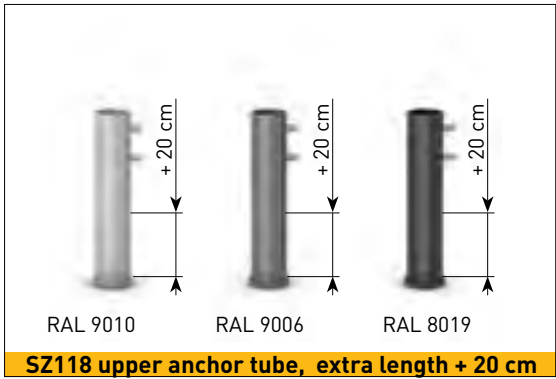
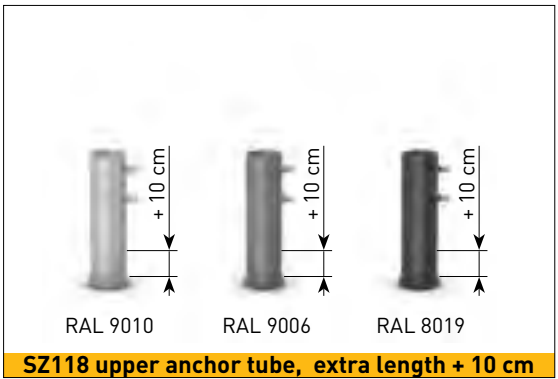

SCHATTELLO – stationary installation options

Anchor tube to be embedded in concrete
2 pieces, screw-off upper part, for 8-segment shade, galvanized, (also available in stainless steel 1.4301), weight approx. 7 kg, incl. top plate for winter protection.
a = 22 cm, b = 29 cm, x = Ø 10 cm, y = 16 cm.

art. no. **SZ118**

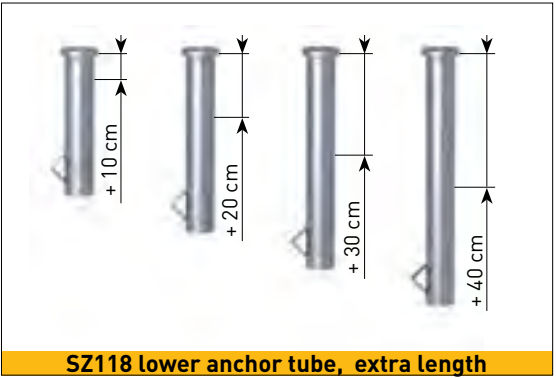



SZ118 options:
galvanized and powder-coated



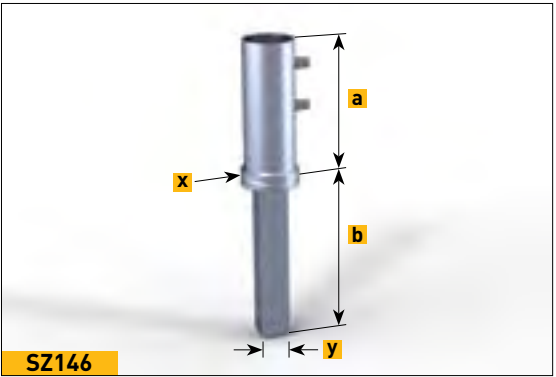
SCHATTELLO – stationary installation options

SZ118 options:
galvanized



Anchor tube to be embedded in concrete
for an existing foundation with a bore hole of min. Ø 71 mm, 2 pieces, screw-off upper part. Bore hole filled with grouting or epoxy resin to fix lower part of anchor tube. Existing foundation must be adequate in size for the designated parasol. Galvanized, weight approx. 5 kg, lower tube square, incl. top plate for winter protection.
a = 22 cm, b = 29 cm, x = Ø 10 cm, y = □ 5 cm.

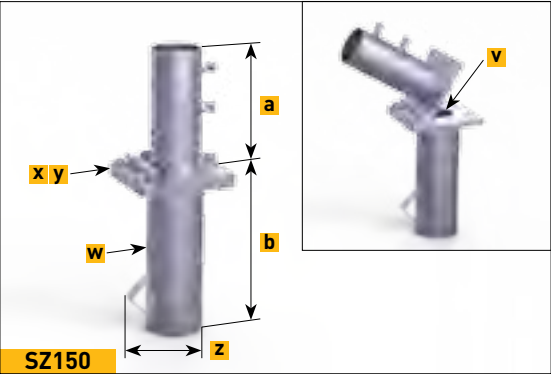
art. no. **SZ146**





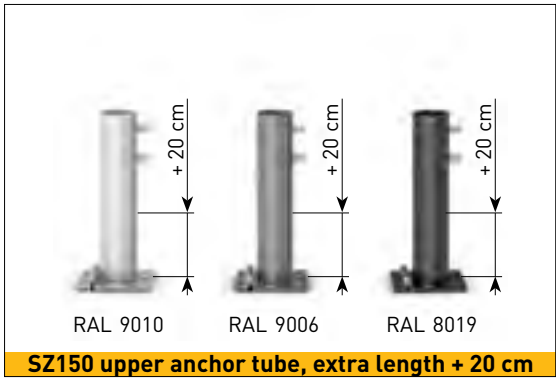


SCHATTELLO – stationary installation options

Anchor tube to be embedded in concrete with placement hinge
2 pieces, screw-off upper part, galvanized, weight approx. 11 kg, incl. top plate for winter protection.
v = bore for power cable through centre post Ø 7 cm.
w = bore hole for underground cable Ø 1.3 cm.
a = 23 cm, b = 28 cm, x = 16 cm, y = 17.5 cm, z = 15 cm.

art. no. **SZ150**


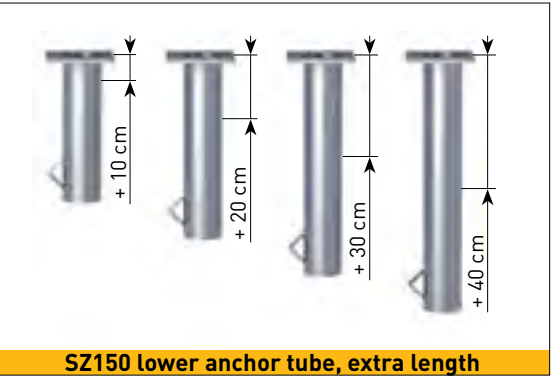



SZ150 options:
galvanized and powder-coated



SCHATTELLO – stationary installation options

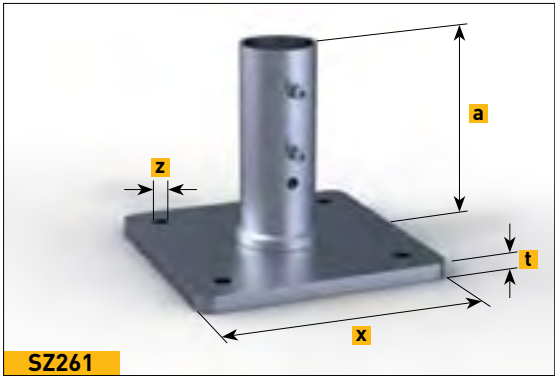
SZ150 options:
galvanized



SCHATTELLO – stationary installation options

Dowel-anchored plate
2 pieces, screw-off upper part, galvanized, weight approx. 15 kg.
a = 22 cm, x = □ 30 cm, t = 1.5 cm, z = Ø 1.8 cm

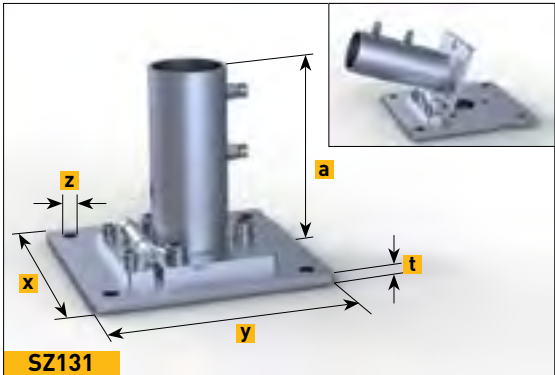
art. no. **SZ261**



SZ261 Installation

Dowel-anchored plate, with placement hinge
galvanized, weight approx. 11.2 kg.
a = 23 cm, x = 26 cm, y = 27.5 cm, t = 1.2 cm, z = Ø 1.8 cm

art. no. **SZ131**



SZ131 Installation

SCHATTELLO – stationary installation options

Dowel-anchored plate
customized height to fit patio surface, anchor plate 50 x 50 cm, screw-off upper part, galvanized, weight approx. 32 kg, incl. top plate for winter protection.

art. no. **SZ129**



SZ129 Installation



SZ129 Installation

Dowel-anchored plate with placement hinge
customized height to fit patio surface, anchor plate 50 x 50 cm, screw-off upper part, galvanized, weight approx. 33 kg, incl. top plate for winter protection.

art. no. **SZ127**



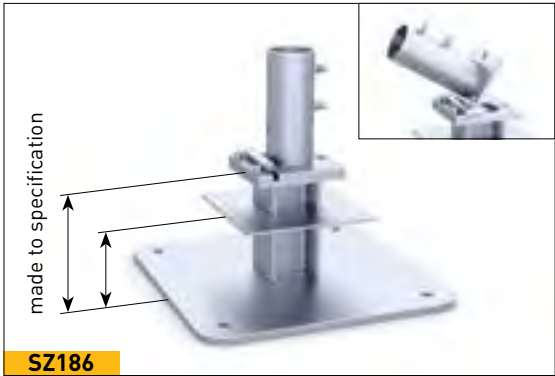

SZ127 Installation



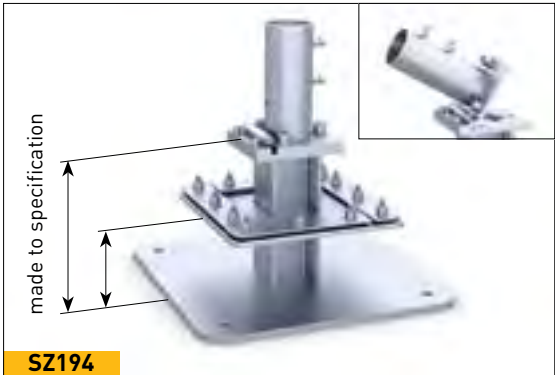

SZ127 Installation

SCHATTELLO – stationary installation options

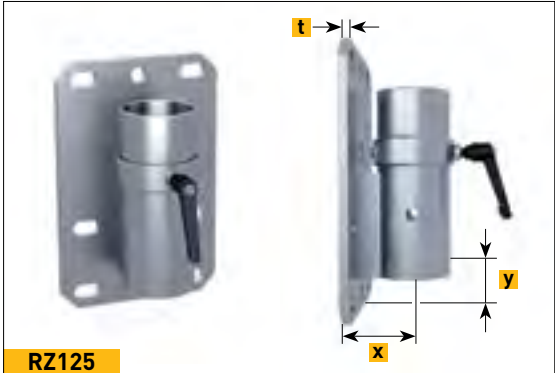
Flat-roof dowel-anchored plate with placement hinge
externally insulated roof system, system-conform flat roof connection with liquid plastic, customized height to fit flat roof surface, dowel plate 50 x 50 cm, screw-off upper part, galvanized, weight approx. 38 kg, incl. top plate for winter protection.
art. no. **SZ186**



*** NEW!**
Flat-roof dowel-anchored plate with upper anchor tube
Externally insulated roof system, loose-and-fixed flange assembly, bitumen waterproofing system and synthetic waterproofing material. Total height is determined by order to achieve the same level as the flat roof ground, dowelled plate 50 x 50 cm. Upper part removable, galvanized, weight approx. 37 kg, including top plate of winter covering.
art. no. **SZ194**



Wall bracket
galvanized, weight approx. 5.5 kg, ground plate 30 x 20 cm, x = 7 cm, t = 1 cm. Bottom end of centre pole is supported by the bottom of the tube. The height is changed by the measure y.
y = 5 cm.
art. no. **RZ125**

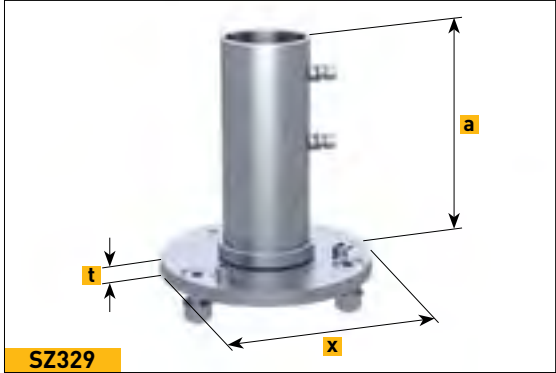


SCHATTELLO – stationary installation options

Anchor bolt
bolt and nut, fits for SZ261, SZ131, SZ127, SZ129 und SZ186; approved for cracked and non-cracked concrete B25 to B55 (old compressive strength classes) C20/25 to C50/60, (new EU classification), also suitable for concrete B15 and natural stone with dense structure. Concrete bore hole Ø 16 x 115 mm. in stainless steel A4. Package contains 4 bolts. European Technical Approval ETA-05/0069.
art. no. **200900**




*** NEW!**
Ground screw anchor fixture
like screw-in ground anchor SZ330, without ground screw KSF F 140 x 2100-M, weight 8 kg, x = 22 cm, t = 1.5 cm.
art. no. **SZ329**



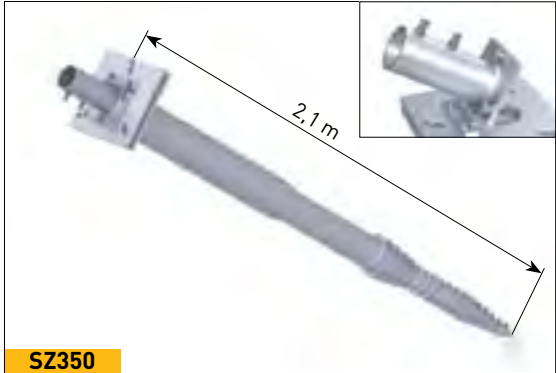
Ground screw anchor fixture
suitable for all sizes up to 28 m²; groundscrew with upper anchor tube, incl. standard parts, parts unscrewed on delivery, steel, galvanized acc. DIN EN ISO 1461, weight approx. 32 kg, delivered in two ready-to-assemble parts. For further information cf. page 137 onward.
art. no. **SZ330**



*** NEW!**
Ground screw anchor fixture with placement hinge
like screw-in ground anchor SZ350, without ground screw KSF F 140 x 2100-M. Weight: 22 kg, x = 32 cm, y = 29 cm.
art. no. **SZ349**



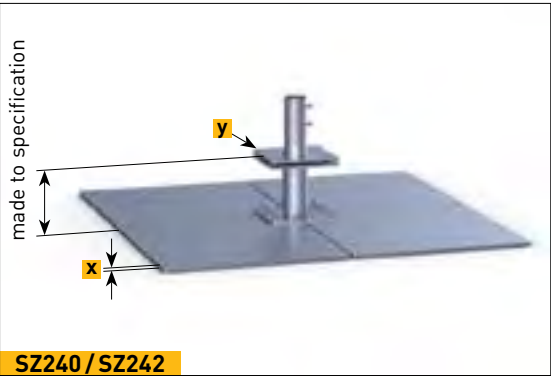
Ground screw anchor fixture with placement hinge
suitable for all sizes up to 28 m²; groundscrew with upper anchor tube, incl. standard parts, parts unscrewed on delivery, steel, galvanized acc. DIN EN ISO 1461, weight approx. 46 kg, incl. top plate for winter protection. delivered in two ready-to-assemble parts. For further information cf. page 137 onward.
art. no. **SZ350**



SCHATTELLO –
stationary installation options

Base plate
Customized height to fit patio surface, for parasols up to 21 m² in size, to be screwed together on site, heaviest component approx. 50 kg, base plate size 147 x 147 cm, steel plate thickness x = 12 mm, screw-off upper part, galvanized, weight approx. 227 kg, incl. top plate for winter protection, y = □ 28 cm.

art. no. **SZ240**



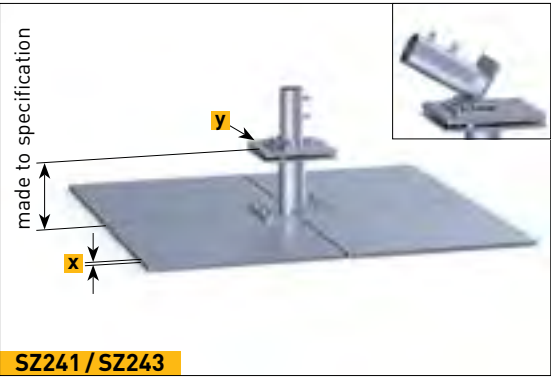
Base plate
Customized height to fit patio surface, for parasols from 21 m² in size, to be screwed together on site, heaviest component approx. 63 kg, base plate size 147 x 147 cm, steel plate thickness x = 15 mm, screw-off upper part, galvanized, weight approx. 277 kg, incl. top plate for winter protection, y = □ 28 cm.

art. no. **SZ242**



Base plate with placement hinge
Customized height to fit patio surface, for parasols up to 21 m² in size, to be screwed together on site, heaviest component approx. 50 kg, base plate size 147 x 147 cm, steel plate thickness x = 12 mm, screw-off upper part, galvanized, weight approx. 220 kg, incl. top plate for winter protection, y = □ 28 cm.

art. no. **SZ241**



Base plate with placement hinge
Customized height to fit patio surface, for parasols up to from 21 m² in size, to be screwed together on site, heaviest component approx. 63 kg, base plate size 147 x 147 cm, steel plate thickness x = 15 mm, screw-off upper part, galvanized, weight approx. 278 kg, incl. top plate for winter protection.

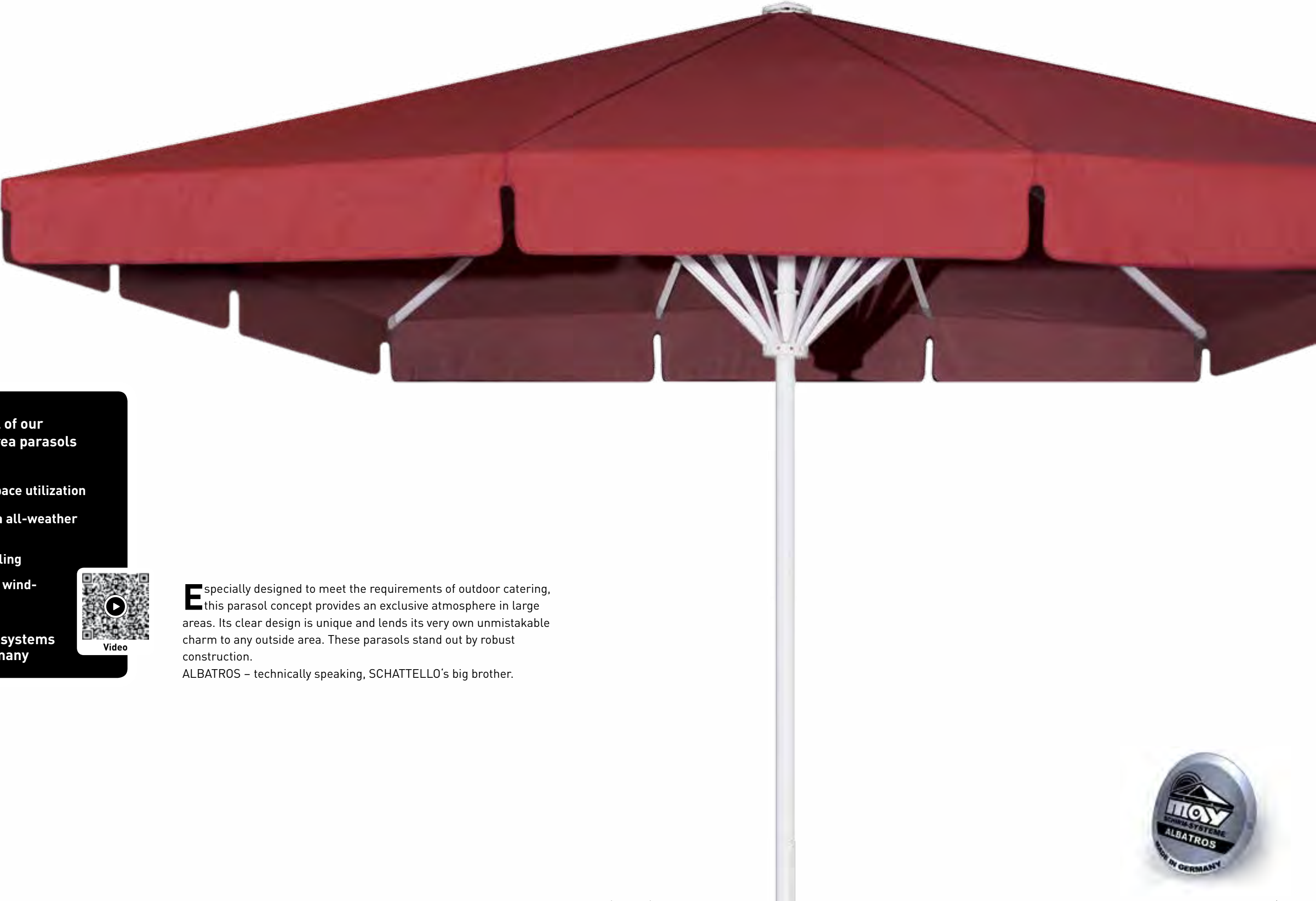
art. no. **SZ243**



Theft pin
padlock and pin, in stainless steel, for support pole Ø 76 mm. suitable for retrofitting.

art. no. **200103**





The jewel of our large-area parasols

- optimal space utilization
- large-area all-weather protection
- easy handling
- extremely wind-resistant



Video

MAY – shade systems
Made in Germany

Especially designed to meet the requirements of outdoor catering, this parasol concept provides an exclusive atmosphere in large areas. Its clear design is unique and lends its very own unmistakable charm to any outside area. These parasols stand out by robust construction.
ALBATROS – technically speaking, SCHATTELLO’s big brother.



ALBATROS – Product Information



Operating the parasol

ALBATROS, our large-area parasol, is opened and closed with a smooth-running, removable stainless steel crank or with the help of a cordless drill (hex drill fitting).

The reliable drive-system with accurate integrated bevel gears guarantees effortless handling, even after years of usage. Electric drive on request.

High-quality framework materials

The poles of our parasols are all made of high-quality alloyed, extruded aluminium profiles. Frame surfaces are powder-coated, highly impact-proof, and available in pure white RAL 9010. Special colours available on request.

- support pole Ø 100 x 5 mm
- spoke dimensions 50 x 25 x 2 mm
- support strut dimensions 40 x 25 x 3 mm

Robust central rod system

Discs with support struts and spokes. In order to prevent the spokes from getting twisted, the lower die-cast disc is firmly welded to the support pole.

Frame joints

For us perfection in workmanship is an absolute must. Therefore, all moving axes are fitted with easily removable bolts. This extravagant technology ensures maximum stability and durability as well as easy execution of repairs.

Top plate

Elegant and graceful. Can be screwed off. Colour to match framework.

Canopy covering fabric

Due to a special self-tensioning telescopic spring system the awning remains perfectly taut, even after years of usage. The canopy covering can easily and quickly be exchanged by means of a practical hooking system. For fabrics and awning colours see page 128 onward.

Valance options

- without valance
- straight valance
- Deluxe valance cf. page 136.

When not in use

The protective cover provided can easily be fitted over the shade during bad weather periods.

Mounting

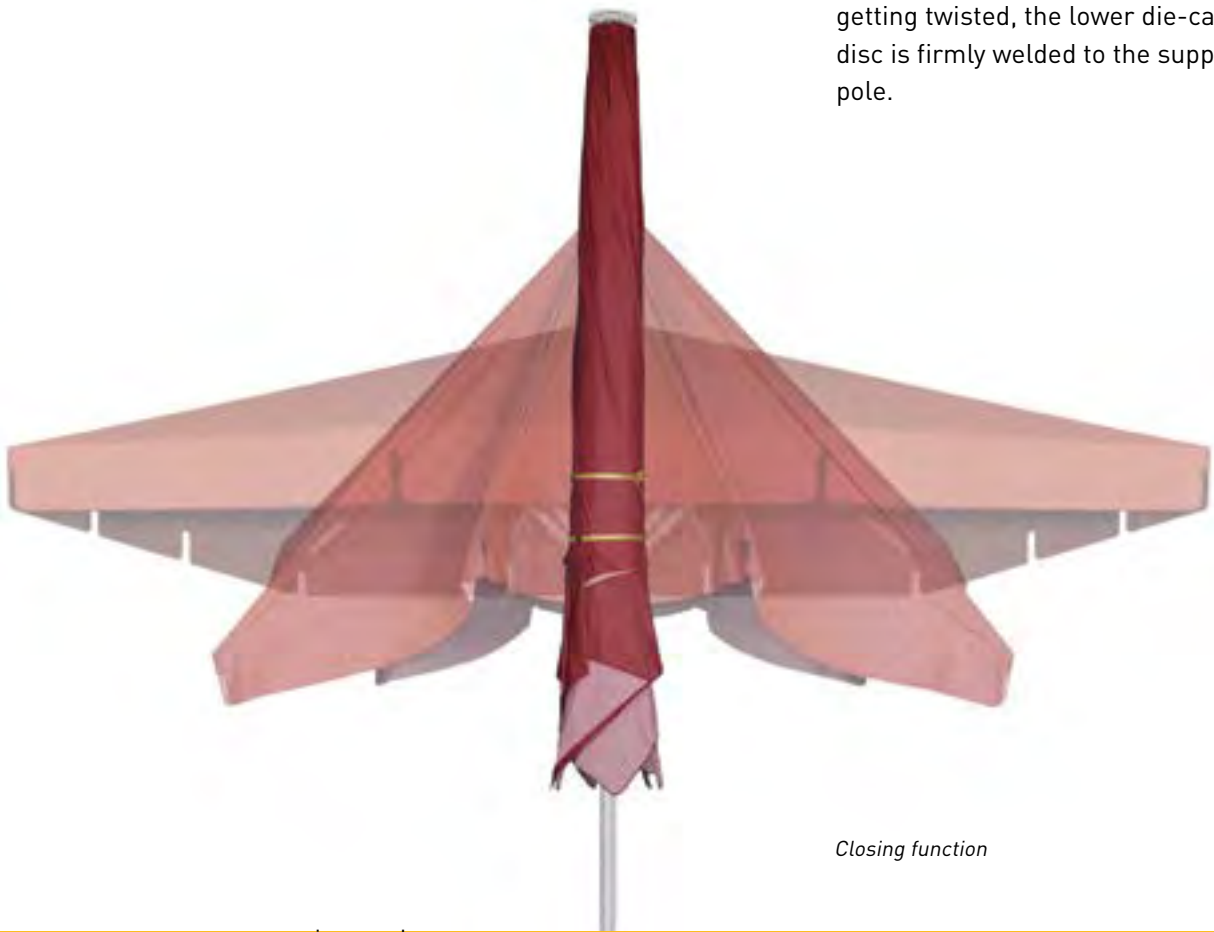
- Pull parasol out of cardboard sleeve.
- Remove all packaging material.
- Place parasol mast in holding tube, that's all – ready for use in minutes!

Installation options

- mobile
- stationary cf. page 108 onward

Additional equipment

- Side sheets
- Rain gutter
- Tubular motor, heaters, lighting and loudspeakers, cf. page 94 and 114 onward



Closing function



Operating mechanism



High-quality framework



Frame joints



Top plate



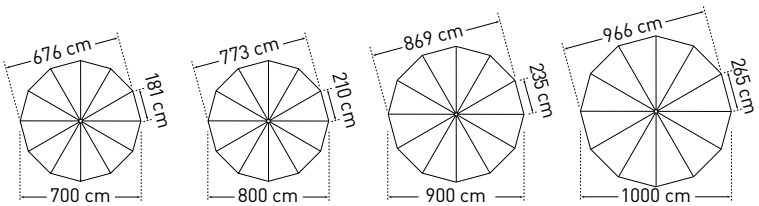
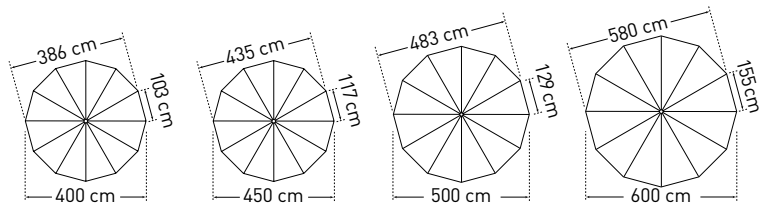
Canopy covering



Without valance



Straight valance



	ALBATROS round		Ø 4.0 m	Ø 4.5 m	Ø 5.0 m	Ø 6.0 m
	Segments		12	12	12	12
	Area	m²	12.5	15.9	19.6	28.3
A	Height closed incl. top plate	cm	461	477	490	529
B	Height opened incl. top plate	cm	311	319	326	342
C	Headroom with valance	cm	209	209	209	209
D	Headroom without valance	cm	242	242	242	242
E	Height of valance	cm	33	33	33	33
F	Ground clearance <small>from spoke edge</small>	cm	252	246	229	216
G	Crank height	cm	92	92	92	92
H	Height lower disc flange	cm	242	242	242	242
	Weight without packaging <small>MayTex-Acryl without valance</small>	kg	85	97	104	126
	Support pole diameter	mm	outer-Ø 100, pole thickness 5			
	Packaging <small>cardboard sleeve Ø 45 cm</small>		length 480 cm weight 34 kg	length 500 cm weight 36 kg	length 510 cm weight 36 kg	length 560 cm weight 41 kg
	Installation base <small>length/width/min. depth</small>	cm	60/60/60	65/65/60	70/70/60	75/75/60
	Minimum-ballast <small>Number of layers of concrete slabs XZ49 required</small>		6 x = approx. 672 kg	7 x = approx. 784 kg	8 x = approx. 896 kg	9 x = approx. 1008 kg

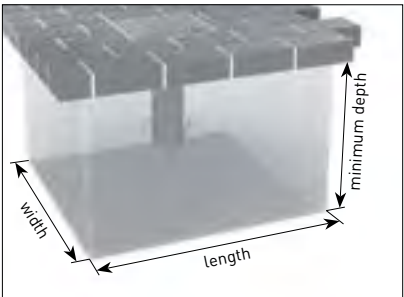
		Ø 7.0 m	Ø 8.0 m	Ø 9.0 m	Ø 10.0 m ¹⁾
		12	12	12	12
		37	50	63	78
A	Height closed incl. top plate	520	535	550	565
B	Height opened incl. top plate	345	360	375	390
C	Headroom with valance	210	208	206	205
D	Headroom without valance	245	245	242	240
E	Height of valance	33	33	33	33
F	Ground clearance from spoke edge	155	120	85	50
G	Crank height	92	92	92	92
H	Height lower disc flange	190	205	220	235
		128	133	147	160
		outer-Ø 100, pole thickness 5			
		length 560 cm weight 41 kg	length 560 cm weight 41 kg	length 560 cm weight 41 kg	length 560 cm weight 41 kg
		85/85/60	90/90/60	95/95/60	100 / 100/ 60
		11 x = ca. 1232 kg	11 x = approx. 1232 kg	12 x = approx. 1344 kg	14 x = approx. 1568 kg

¹⁾ When concrete slabs are used as ballast, the shade cannot be fully closed because of the length of the spokes. In this case the length of the mast can be extended by 20 cm at an extra charge (cf. price-list Accessories and Bases). Note that the height dimensions then have to be increased by 20 cm.

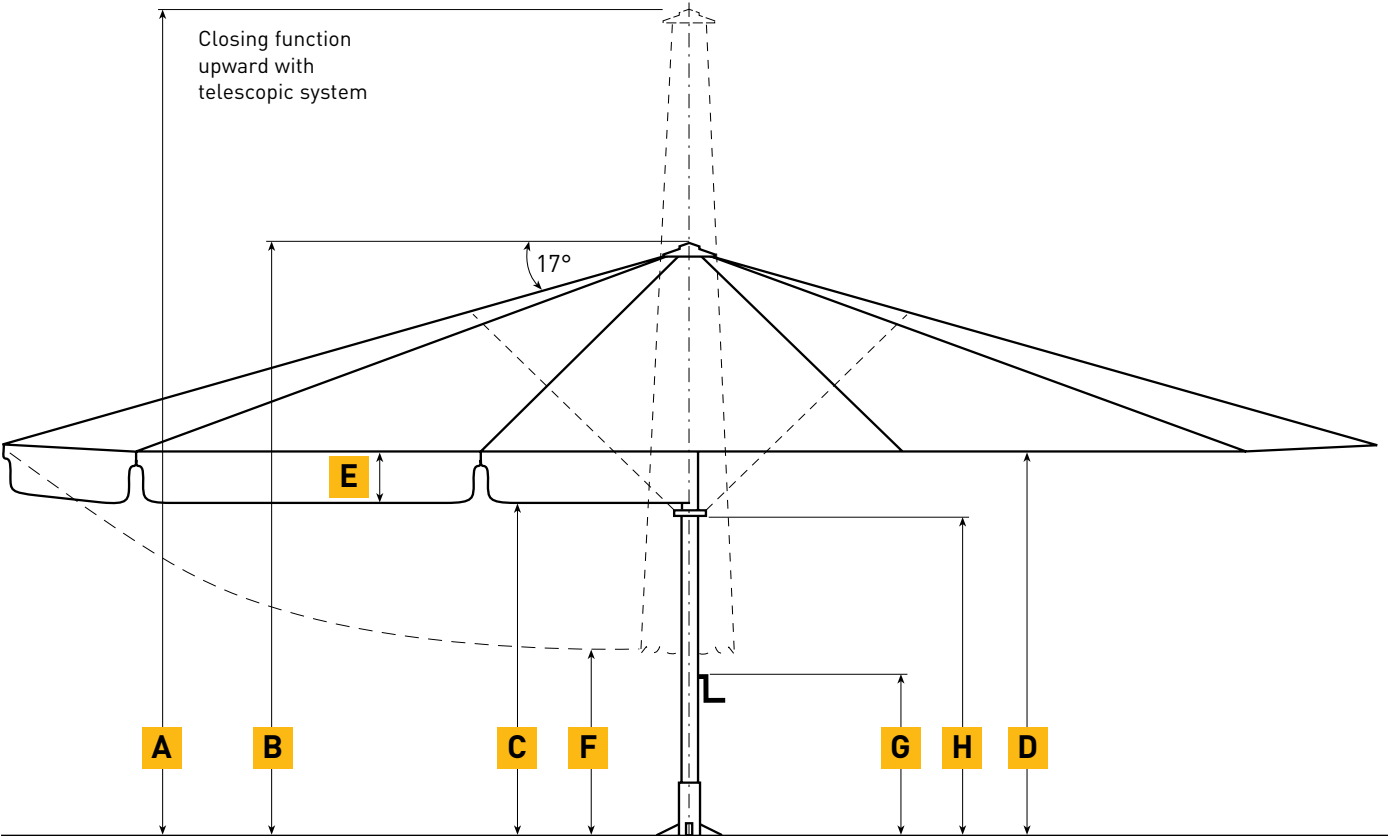
The heights specified are for parasols with MayTex-Acryl covering fabric that are mounted in an anchor tube AZ120. The increase in height for parasols with other installation bases can be seen in the list below:

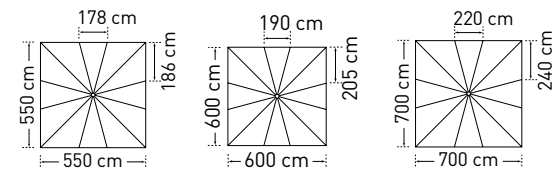
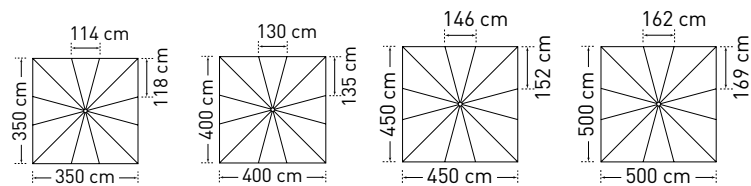
- Full frame pedestal: AZ111 + 1.5 cm
- Full frame pedestal: AZ112 + 2 cm
- Anchor plate: AZ024 + 1.5 cm
- Base plate: AZ246 + 3 cm
- Base plate: AZ247 + 4,5 cm
- Base plate: AZ248 + 6 cm

3D view of installation base with top plate for winter protection. Base must be frost-proof and enlarged if the ground is unstable.



Intermediate and special sizes on request.
Dimensional tolerance approx. 5%.





	ALBATROS square		3.5 x 3.5 m	4.0 x 4.0 m	4.5 x 4.5 m	5.0 x 5.0 m
	Segments		12	12	12	12
	Area	m²	12.25	16	20.25	25
A	Height closed incl. top plate	cm	450	458	480	492
B	Height opened incl. top plate	cm	308	311	319	327
C	Headroom with valance	cm	209	209	209	209
D	Headroom without valance	cm	242	242	242	242
E	Height of valance	cm	33	33	33	33
F	Ground clearance <small>from spoke edge</small>	cm	195	169	155	131
G	Crank height	cm	92	92	92	92
H	Height lower disc flange	cm	242	242	242	242
	Weight without packaging <small>MayTex-Acryl without valance</small>	kg	89	93	97	108
	Support pole diameter	mm	outer-Ø 100, pole thickness 5			
	Packaging <small>cardboard sleeve Ø 45 cm</small>		length 470 cm weight 33 kg	length 480 cm weight 34 kg	length 500 cm weight 36 kg	length 510 cm weight 36 kg
	Installation base <small>length/width/min. depth</small>	cm	60/60/60	70/70/60	80/80/60	85/85/60
	Minimum-ballast <small>Number of layers of concrete slabs XZ49 required</small>		6 x = approx. 672 kg	8 x = approx. 896 kg	10 x = approx. 1120 kg	11 x = approx. 1232 kg

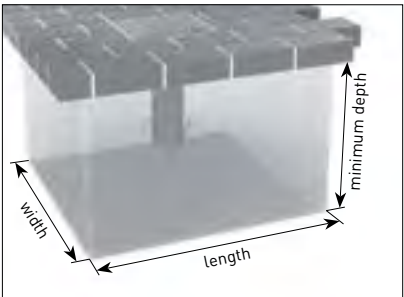
	5.5 x 5.5 m	6.0 x 6.0 m	7.0 x 7.0 m ¹⁾
	12	12	12
	30.25	36	49
A	507	535	570
B	334	345	375
C	209	210	210
D	242	245	245
E	33	33	33
F	110	95	25
G	92	92	92
H	242	200	235
	116	113	160
outer-Ø 100, pole thickness 5			
	length 530 cm weight 36 kg	length 560 cm weight 41 kg	length 560 cm weight 41 kg
	85/85/60	85/85/60	90/90/60
	11 x = approx. 1232 kg	10 x = approx. 1120 kg	11 x = approx. 1232 kg

¹⁾ When concrete slabs are used as ballast, the shade cannot be fully closed because of the length of the spokes. In this case the length of the mast can be extended by 20 cm at an extra charge (cf. price-list Accessories and Bases). Note that the height dimensions then have to be increased by 20 cm.

The heights specified are for parasols with MayTex-Acryl covering fabric that are mounted in an anchor tube AZ120. The increase in height for parasols with other installation bases can be seen in the list below:

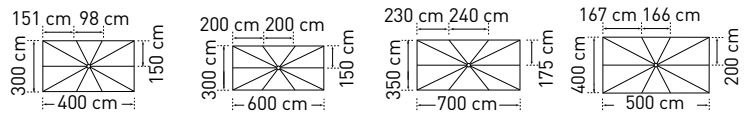
- Full frame pedestal: AZ111 + 1.5 cm
- Full frame pedestal: AZ112 + 2 cm
- Anchor plate: AZ024 + 1.5 cm
- Base plate: AZ246 + 3 cm
- Base plate: AZ247 + 4,5 cm
- Base plate: AZ248 + 6 cm

3D view of installation base with top plate for winter protection. Base must be frost-proof and enlarged if the ground is unstable.



Intermediate and special sizes on request.
Dimensional tolerance approx. 5%.





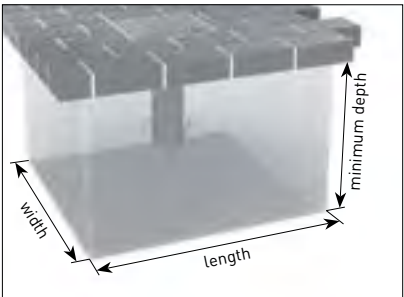
ALBATROS rectangular		3.0 x 4.0 m	3.0 x 6.0 m	3.5 x 7.0 m	4.0 x 5.0 m
Segments		10	10	10	10
Area	m²	12	18	24.5	20
A	Height closed incl. top plate	cm	437	483	490
B	Height opened incl. top plate	cm	296	305	311
C	Headroom with valance	cm	209	216	209
D	Headroom without valance	cm	242	242	242
E	Height of valance	cm	33	33	33
F	Ground clearance from spoke edge	cm	182	132	83
G	Crank height	cm	92	92	92
H	Height lower disc flange	cm	242	198	205
Weight without packaging MayTex-Acryl without valance		kg	82	99	104
Support pole diameter	mm	outer-Ø 100, pole thickness 5			
Packaging cardboard sleeve Ø 45 cm		length 460 cm weight 32 kg	length 500 cm weight 36 kg	length 500 cm weight 36 kg	length 480 cm weight 34 kg
Installation base length/width/min. depth	cm	60/60/60	75/75/60	85/85/60	65/65/60
Minimum-ballast Number of layers of concrete slabs XZ49 required		6 x = approx. 672 kg	9 x = approx. 1008 kg	11 x = approx. 1232 kg	6 x = approx. 672 kg

¹⁾ When concrete slabs are used as ballast, the shade cannot be fully closed because of the length of the spokes. In this case the length of the mast can be extended by 20 cm at an extra charge (cf. price-list Accessories and Bases). Note that the height dimensions then have to be increased by 20 cm.

The heights specified are for parasols with MayTex-Acryl covering fabric that are mounted in an anchor tube AZ120. The increase in height for parasols with other installation bases can be seen in the list below:

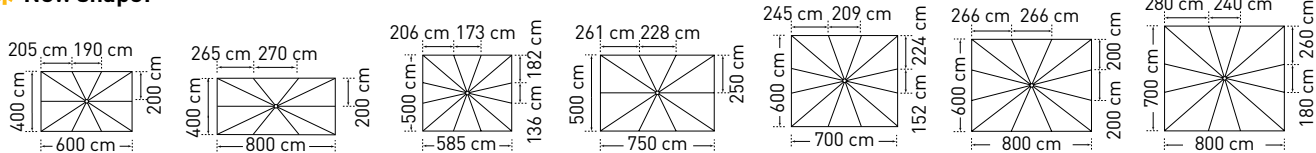
- Full frame pedestal: AZ111 + 1.5 cm
- Full frame pedestal: AZ112 + 2 cm
- Anchor plate: AZ024 + 1.5 cm
- Base plate: AZ246 + 3 cm
- Base plate: AZ247 + 4,5 cm
- Base plate: AZ248 + 6 cm

3D view of installation base with top plate for winter protection. Base must be frost-proof and enlarged if the ground is unstable.



Intermediate and special sizes on request.
Dimensional tolerance approx. 5%.

* New shape!



* NEW!

		4.0 x 6.0 m	4.0 x 8.0 m	5.0 x 5.85 m	5.0 x 7.5 m	6.0 x 7.0 m	6.0 x 8.0 m ¹⁾	7.0 x 8.0 m ¹⁾
		10	10	12	10	12	12	12
		24	32	29	37.5	42	48	56
A	Height closed incl. top plate	cm	463	525	535	555	527	570
B	Height opened incl. top plate	cm	312	345	329	329	342	375
C	Headroom with valance	cm	209	217	213	213	209	210
D	Headroom without valance	cm	242	242	240	240	242	245
E	Height of valance	cm	33	33	33	33	33	33
F	Ground clearance from spoke edge	cm	106	70	130	72	21	25
G	Crank height	cm	92	92	92	92	92	92
H	Height lower disc flange	cm	242	205	190	200	207	242
		114	129	106	129	121	161	160
		outer-Ø 100, pole thickness 5						
		length 480 cm weight 34 kg	length 560 cm weight 41 kg	length 560 cm weight 41 kg	length 560 cm weight 41 kg	length 560 cm weight 41 kg	length 560 cm weight 41 kg	length 560 cm weight 41 kg
		80/80/60	80/80/60	80/80/60	75/75/60	80/80/60	80/80/60	105/105/60
		10 x = approx. 1120 kg	10 x = approx. 1120 kg	10 x = approx. 1120 kg	9 x = approx. 1008 kg	10 x = approx. 1120 kg	10 x = approx. 1120 kg	16 x = approx. 1792 kg





Mercedes-Benz SLR McLaren VIP-Lounge, Circuit Paul Ricard HTTT, Le Castellet



AA130

Additional protective sleeve
with zipper, grey tarp material.
Please state parasol size.

art. no. **AA130**



AA132 / AA134

Additional protective sleeve
with telescopic system and zipper, length of telescope 4.5 m, grey tarp material. Essential for wind-exposed and coastal locations.
Please state parasol size.

art. no. **AA132**

Protective sleeve for parasols with integrated heaters
with telescopic system and zipper, length of telescope 4.5 m, grey tarp material. Please state parasol size.

art. no. **AA134**

Hexagonal fitting
for speedy opening and closing of parasol with battery-powered drill.



art. no. **200112**

ALBATROS-Aluminium frame system **with seawater-resistant stainless steel frame joints** V4A (1.4401, AISI 316).

art. no. **350139**



Rain gutter
in MayTex-Poly, with aluminium rods for stabilization. Can only be used with "straight valance".

art. no. **XA141**



XA141

Glass-fibre reinforced plastic holder for side sheets and rain gutter
1 piece per spoke required.

with 1 eyelet screw

art. no. **AA141 01**

with 2 eyelet screws

art. no. **AA141 02**



AA141 01

Holder for suspended rain gutter
1 piece per spoke required.

art. no. **AA150**

Length extension of centre pole
State required additional length in cm (max. 70 cm).

Centre- pole shortening
Length on request, dependent on parasol size.

Frame paint finish
Please state colour of powder-coating in RAL.

Canopy covering MayTex-PVC
approx. 380g/m².

Side sheets
Textile in MayTex-Poly, cf. page 126 onward.



Side sheets



Tubular motor

• product video at www.may-online.com



Video



202105

Tubular motor

Fully integrated in parasol mast, invisible; start-up via Plug and Play, open and close by pressing function key of radio transmitter for 3 seconds (for avoidance of unintentional switching), range of radio transmitter to parasol mast approx. 25 m; Control exclusively via radio. No wired control (fixed wiring) possible; incl. hand crank for use in case of power cut, incl. plug connector of ground cable to motor cable. The motor can only be used with anchor tubes AZ210, AZ120, AZ024, AZ128 or AZ186. Compatible with LED-lighting, not compatible with heaters, loudspeakers or theft pin; Power: 230V-/50 Hz.

art. no. **202112**



202115

Single-channel hand-held radio transmitter

Single-channel device sufficient if only one parasol is to be controlled. Simultaneous control of one or any number of parasols possible (2 signals).

art. no. **202105**



202105 + 202115

Holder for radio transmitter

suitable for single-channel hand-held radio transmitter 202105. To be screwed to the wall.

art. no. **202115**



202106

18-channel hand-held radio transmitter

For the control of several parasols; can be used to control solitary as well as grouped parasols, programming possible in our company after prior date arrangement. 18-channel device. For separate control of up to 18 parasols (36 signals).

art. no. **202106**

Holder for radio transmitter

suitable for 18-channel hand-held radio transmitter 202106. To be screwed to the wall.

art. no. **202116**



202116

Wall-mounted radio transmitter

Radio transmitter for permanent screw-on installation. The transmitter must have direct visual contact with the radio receiver. Sufficient for the control of one parasol. Simultaneous control of one or any number of parasols possible (2 signals).

art. no. **202104**



202106 + 202116

Radio transmitting station

2-channel radio transmitter to open and close tubular motors by a home automation system. Direct visual contact to the radio transmitter required. Controls 1 or 2 parasols or 1 up to 2 groups of parasols. 4 signals; uni-directional and sequential. Simple integration by potential-free switching contacts (> 3 sec). Can be combined with an 18-channel radio transmitter for single or group control. Input 12 V - 24 V DC or 230 V~ / 50 Hz.

art. no. **202108**



202104

Wind sensor

Only to be used as a supportive measure. In case of rising wind, the operator of the business must see that the parasols are closed and secured with a strap. The wind sensor measures the speed of the wind and passes on a signal to the tubular motor, which then automatically closes the parasols. The wind threshold value can be programmed with an adjustable potentiometer. Solar-cell and radio transmission, no cabling needed. To be fastened in a suitable position with the two dowels supplied in the package. The location should be as exposed as possible and in the vicinity of the parasols. Direct visual contact with the radio receiver necessary.

art. no. **202110**



202108



202110

Below you will find a list of our range of all-in kits on offer.

Choose a parasol and one of the kits listed. From page 114 onwards you will find more information on the individual kit components. The kits can, however, only be applied in combination with installation options AZ024, AZ120, AZ128, AZ186 and AZ210. We recommend 4 lights and 4 heaters for parasols with an area of up to 30 m². It is not possible to combine heaters and a motor.

Slim lights

Kit A 4 art. no. 350957		
230 V connection. Kit consists of:	quantity	art. no.
W-MAY 3-pole plug connector	1	352422
Power supply within centre pole	1	200369
Electrical harness	1	350932
Slim light 13 W	4	202090

Kit A 6 art. no. 350958		
230 V connection. Kit consists of:	quantity	art. no.
W-MAY 3-pole plug connector	1	352422
Power supply within centre pole	1	200369
Electrical harness	1	350932
Slim light 13 W	6	202090

Kit A 8 art. no. 350959		
230 V connection. Kit consists of:	quantity	art. no.
W-MAY 3-pole plug connector	1	352422
Power supply within centre pole	1	200369
Electrical harness	1	350932
Slim light 13 W	8	202090

Kit A 10 art. no. 350960		
230 V connection. Kit consists of:	quantity	art. no.
W-MAY 3-pole plug connector	1	352422
Power supply within centre pole	1	200369
Electrical harness	1	350932
Slim light 13 W	10	202090

Kit A 12 art. no. 350961		
230 V connection. Kit consists of:	quantity	art. no.
W-MAY 3-pole plug connector	1	352422
Power supply within centre pole	1	200369
Electrical harness	1	350932
Slim light 13 W	12	202090

LED lighting
warm white

To dim the LED bar warm white by smart phone or radio transmitter, order the Bluetooth dimmer switch art. no. 352888 and the Bluetooth transmitter art. no. 352890, if applicable.

Kit A 4LED art. no. 350962		
230 V connection. Kit consists of:	quantity	art. no.
W-MAY 3-pole plug connector	1	352422
Power supply within centre pole	1	200369
Electrical harness	1	350932
Power supply unit (PSU) for max. 6 LED bars, integrated in parasol	1	351920
LED bar, warm white, without spot optics	4	352187

Kit A 6LED art. no. 350989		
230 V connection. Kit consists of:	quantity	art. no.
W-MAY 3-pole plug connector	1	352422
Power supply within centre pole	1	200369
Electrical harness	1	350932
Power supply unit (PSU) for max. 6 LED bars, integrated in parasol	1	351920
LED bar, warm white, without spot optics	6	352187

Kit A 8LED art. no. 350964		
230 V connection. Kit consists of:	quantity	art. no.
W-MAY 3-pole plug connector	1	352422
Power supply within centre pole	1	200369
Electrical harness	1	350932
Power supply unit (PSU) for max. 20 LED bars, installed on the outdoor wall or inside the house	1	350271
LED bar, warm white, without spot optics	8	352187

Kit A 10LED art. no. 350965		
230 V connection. Kit consists of:	quantity	art. no.
W-MAY 3-pole plug connector	1	352422
Power supply within centre pole	1	200369
Electrical harness	1	350932
Power supply unit (PSU) for max. 20 LED bars, installed on the outdoor wall or inside the house	1	350271
LED bar, warm white, without spot optics	10	352187

Kit A 12LED art. no. 350966		
230 V connection. Kit consists of:	quantity	art. no.
W-MAY 3-pole plug connector	1	352422
Power supply within centre pole	1	200369
Electrical harness	1	350932
Power supply unit (PSU) for max. 20 LED bars, installed on the outdoor wall or inside the house	1	350271
LED bar, warm white, without spot optics	12	352187

LED lightning RGB, coloured

LED bar RGB, colour:
Information on colour control and dimming by smartphone or radio transmitter, see page 122.

Kit A 4RGB art. no. 352974

	quantity	art. no.
230 V connection. Kit consists of:		
W-MAY 3-pole plug connector	1	352422
Power supply within centre pole	1	200369
Electrical harness	1	350932
Power supply unit (PSU) for max. 6 LED bars, integrated in parasol	1	351920
Bluetooth dimmer switch v16-9	1	352888
LED bar, RGB, coloured	4	351727

Kit A 6RGB art. no. 352975

	quantity	art. no.
230 V connection. Kit consists of:		
W-MAY 3-pole plug connector	1	352422
Power supply within centre pole	1	200369
Electrical harness	1	350932
Power supply unit (PSU) for max. 6 LED bars, integrated in parasol	1	351920
Bluetooth dimmer switch v16-9	1	352888
LED bar, RGB, coloured	6	351727

Kit A 8RGB art. no. 352976

	quantity	art. no.
12 V connection. Kit consists of:		
W-MAY 3-pole plug connector	1	352422
Power supply within centre pole	1	200369
Electrical harness	1	350932
Power supply unit (PSU) for max. 20 LED bars, installed on the outdoor wall or inside the house	1	350271
Bluetooth dimmer switch v16-9	1	352888
LED bar, RGB, coloured	8	351727

Kit A 10RGB art. no. 352977

	quantity	art. no.
12 V connection. Kit consists of:		
W-MAY 3-pole plug connector	1	352422
Power supply within centre pole	1	200369
Electrical harness	1	350932
Power supply unit (PSU) for max. 20 LED bars, installed on the outdoor wall or inside the house	1	350271
Bluetooth dimmer switch v16-9	1	352888
LED bar, RGB, coloured	10	351727

Kit A 12RGB art. no. 352978

	quantity	art. no.
12 V connection. Kit consists of:		
W-MAY 3-pole plug connector	1	352422
Power supply within centre pole	1	200369
Electrical harness	1	350932
Power supply unit (PSU) for max. 20 LED bars, installed on the outdoor wall or inside the house	1	350271
Bluetooth dimmer switch v16-9	1	352888
LED bar, RGB, coloured	12	351727

Infrared heaters

In standard cases these kits are firmly connected with the underground cable. Alternatively, plug connector, art. no. 200581 can be used.

Kit A 0 4A art. no. 351494

	quantity	art. no.
400 V connection. Kit consists of:		
Power supply within centre pole	1	200369
Electrical harness	1	200566
Automatic auxiliary cut out switch	1	202051
Cabling, long (only possible along diagonal spokes)	4	200579
Swivelling holder	4	200577
Infrared heater	4	200408

For parasol sizes Ø 4 m, Ø 4.5 m, Ø 5 m, Ø 6 m, Ø 7 m, 3.5 x 3.5 m, 3 x 6 m, 3.5 x 7 m with valance, 4 x 6 m, 4 x 8 m with valance and 5 x 5.85 m with valance, please opt for Kit A 0 4Z.

Kit A 0 4Z art. no. 351495

	quantity	art. no.
400 V connection. Kit consists of:		
Power supply within centre pole	1	200369
Electrical harness	1	200566
Automatic auxiliary cut out switch	1	202051
Cabling, short (Please state position intended)	4	200585
Swift-hold spar	4	200578
Infrared heater	4	200408

MARC CAIN Administration building in Bodelshausen



Infrared heaters
+ slim lights

In standard cases these kits are firmly connected with the underground cable. Alternatively, plug connector, art. no. 200581 can be used.

Kit A 6 4A art. no. 202066		
400 V connection. Kit consists of:	quantity	art. no.
Power supply within centre pole	1	200369
Electrical harness	1	200566
Automatic auxiliary cut out switch	1	202051
Cabling, long (only possible along diagonal spokes)	4	200579
Swivelling holder	4	200577
Infrared heater	4	200408
Slim light 13 W	6	202090

For parasol sizes Ø 4 m, Ø 4.5 m, Ø 5 m, Ø 6 m, Ø 7 m, 3.5 x 3.5 m, 3 x 6 m, 3.5 x 7 m with valance, 4 x 6 m, 4 x 8 m with valance and 5 x 5.85 m with valance pleas opt for Kit A 6LED 4Z.

Kit A 8 4A art. no. 350984		
400 V connection. Kit consists of:	quantity	art. no.
Power supply within centre pole	1	200369
Electrical harness	1	200566
Automatic auxiliary cut out switch	1	202051
Cabling, long (only possible along diagonal spokes)	4	200579
Swivelling holder	4	200577
Infrared heater	4	200408
Slim light 13 W	8	202090

For parasol sizes Ø 4 m, Ø 4.5 m, Ø 5 m, Ø 6 m, Ø 7 m, 3.5 x 3.5 m, 3 x 6 m, 3.5 x 7 m with valance, 4 x 6 m, 4 x 8 m with valance and 5 x 5.85 m with valance pleas opt for Kit A 8LED 4Z.

Kit A 6 4Z art. no. 350061		
400 V connection. Kit consists of:	quantity	art. no.
Power supply within centre pole	1	200369
Electrical harness	1	200566
Automatic auxiliary cut out switch	1	202051
Cabling, short (Please state position intended)	4	200585
Swift-hold spar	4	200578
Infrared heater	4	200408
Slim light 13 W	6	202090

Kit A 8 4Z art. no. 350985		
400 V connection. Kit consists of:	quantity	art. no.
Power supply within centre pole	1	200369
Electrical harness	1	200566
Automatic auxiliary cut out switch	1	202051
Cabling, short (Please state position intended)	4	200585
Swift-hold spar	4	200578
Infrared heater	4	200408
Slim light 13 W	8	202090

Infrared heaters
+ LED lighting
warm white

In standard cases these kits are firmly connected with the underground cable. Alternatively, plug connector art. no. 200581 (400 V) can be used together with H1-plug connector, art. no. 350931 (12V).

To dim the LED bar warm white by smart phone or radio transmitter, order the Bluetooth dimmer switch art. no. 352888 and the Bluetooth transmitter art. no. 352890, if applicable.

Kit A 6LED 4A art. no. 350990		
400 V connection. Kit consists of:	quantity	art. no.
Power supply within centre pole	1	200369
Electrical harness	1	200566
Automatic auxiliary cut out switch	1	202051
Cabling, long (only possible along diagonal spokes)	4	200579
Swivelling holder	4	200577
Infrared heater	4	200408
Power supply unit (PSU) for max. 6 LED bars, integrated in parasol	1	351920
LED bar, warm white, without spot optics	6	352187

For parasol sizes Ø 4 m, Ø 4.5 m, Ø 5 m, Ø 6 m, Ø 7 m, 3.5 x 3.5 m, 3 x 6 m, 3.5 x 7 m with valance, 4 x 6 m, 4 x 8 m with valance and 5 x 5.85 m with valance, please opt for Kit A 6LED 4Z.

Kit A 8LED 4A art. no. 350980		
12 V + 400 V connection. Kit consists of:	quantity	art. no.
Power supply within centre pole	1	200369
Electrical harness	1	200566
Automatic auxiliary cut out switch	1	202051
Cabling, long (only possible along diagonal spokes)	4	200579
Swivelling holder	4	200577
Infrared heater	4	200408
Power supply unit (PSU) for max. 20 LED bars, installed on the outdoor wall or inside the house	1	350271
LED bar, warm white, without spot optics	8	352187

For parasol sizes Ø 4 m, Ø 4.5 m, Ø 5 m, Ø 6 m, Ø 7 m, 3.5 x 3.5 m, 3 x 6 m, 3.5 x 7 m with valance, 4 x 6 m, 4 x 8 m with valance and 5 x 5.85 m with valance pleas opt for Kit A 8LED 4Z.

Kit A 6LED 4Z art. no. 350991		
400 V connection. Kit consists of:	quantity	art. no.
Power supply within centre pole	1	200369
Electrical harness	1	200566
Automatic auxiliary cut out switch	1	202051
Cabling, short (Please state position intended)	4	200585
Swift-hold spar	4	200578
Infrared heater	4	200408
Power supply unit (PSU) for max. 6 LED bars, integrated in parasol	1	351920
LED bar, warm white, without spot optics	6	352187

Kit A 8LED 4Z art. no. 350981		
12 V + 400 V connection. Kit consists of:	quantity	art. no.
Power supply within centre pole	1	200369
Electrical harness	1	200566
Automatic auxiliary cut out switch	1	202051
Cabling, short (Please state position intended)	4	200585
Swift-hold spar	4	200578
Infrared heater	4	200408
Power supply unit (PSU) for max. 20 LED bars, installed on the outdoor wall or inside the house	1	350271
LED bar, warm white, without spot optics	8	352187

Infrared heaters
+ LED lighting
RGB, coloured

In standard cases these kits are firmly connected with the underground cable.
Alternatively, plug connector art. no. 200581 (400 V) can be used together with H1-plug connector, art. no. 350931 (12V).

LED bar RGB, colour:
Information on colour control and dimming by smartphone or radio transmitter, see page 122.

Kit A 6RGB 4A art. no. 352990

400 V connection. Kit consists of:	quantity	art. no.
Power supply within centre pole	1	200369
Electrical harness	1	200566
Automatic auxiliary cut out switch	1	202051
Cabling, long (only possible along diagonal spokes)	4	200579
Swivelling holder	4	200577
Infrared heater	4	200408
Power supply unit (PSU) for max. 6 LED bars, integrated in parasol	1	351920
Bluetooth dimmer switch v16-9	1	352888
LED bar, RGB, coloured	6	351727

For parasol sizes Ø 4 m, Ø 4.5 m, Ø 5 m, Ø 6 m, Ø 7 m, 3.5 x 3.5 m, 3 x 6 m, 3.5 x 7 m with valance, 4 x 6 m, 4 x 8 m with valance and 5 x 5.85 m with valance, please opt for Kit A 6RGB 4Z.

Kit A 8RGB 4A art. no. 352993

12 V + 400 V connection. Kit consists of:	quantity	art. no.
Power supply within centre pole	1	200369
Electrical harness	1	200566
Automatic auxiliary cut out switch	1	202051
Cabling, long (only possible along diagonal spokes)	4	200579
Swivelling holder	4	200577
Infrared heater	4	200408
Power supply unit (PSU) for max. 20 LED bars, installed on the outdoor wall or inside the house	1	350271
Bluetooth dimmer switch v16-9	1	352888
LED bar, RGB, coloured	8	351727

For parasol sizes Ø 4 m, Ø 4.5 m, Ø 5 m, Ø 6 m, Ø 7 m, 3.5 x 3.5 m, 3 x 6 m, 3.5 x 7 m with valance, 4 x 6 m, 4 x 8 m with valance and 5 x 5.85 m with valance please opt for KitA 8RGB 4Z.

Kit A 6RGB 4Z art. no. 352991

400 V connection. Kit consists of:	quantity	art. no.
Power supply within centre pole	1	200369
Electrical harness	1	200566
Automatic auxiliary cut out switch	1	202051
Cabling, short (Please state position intended)	4	200585
Swift-hold spar	4	200578
Infrared heater	4	200408
Power supply unit (PSU) for max. 6 LED bars, integrated in parasol	1	351920
Bluetooth dimmer switch v16-9	1	352888
LED bar, RGB, coloured	6	351727

Kit A 8RGB 4Z art. no. 352994

12 V + 400 V connection. Kit consists of:	quantity	art. no.
Power supply within centre pole	1	200369
Electrical harness	1	200566
Automatic auxiliary cut out switch	1	202051
Cabling, short (Please state position intended)	4	200585
Swift-hold spar	4	200578
Infrared heater	4	200408
Power supply unit (PSU) for max. 20 LED bars, installed on the outdoor wall or inside the house	1	350271
Bluetooth dimmer switch v16-9	1	352888
LED bar, RGB, coloured	8	351727



Tubular motor

Tubular motor: Please order radio transmitter separately, see page 94.

Kit A 0 M art. no. 353015

	quantity	art. no.
230 V connection. Kit consists of		
W-MAY 3-pole plug connector	1	352422
Tubular motor (radio controlled)	1	202112
Electrical harness	1	350932

Tubular motor + LED lighting warm white

Tubular motor: Please order radio transmitter separately, see page 94.

To dim the LED bar warm white by smart phone or radio transmitter, order the Bluetooth dimmer switch art. no. 352888 and the Bluetooth transmitter art. no. 352890, if applicable.

Kit A 4LED M art. no. 350967

	quantity	art. no.
12 V + 230 V connection. Kit consists of:		
W-MAY 3-pole plug connector	1	352422
H1-MAY plug connector	1	350931
Power supply within centre pole	1	200369
Electrical harness	1	350932
<small>Power supply unit (PSU) for max. 6 LED bars, installed on the outdoor wall or inside the house</small>	1	351920
LED bar, warm white, without spot optics	4	352187
Tubular motor (radio controlled)	1	202112

Kit A 6LED M art. no. 350968

	quantity	art. no.
12 V + 230 V connection. Kit consists of:		
W-MAY 3-pole plug connector	1	352422
H1-MAY plug connector	1	350931
Power supply within centre pole	1	200369
Electrical harness	1	350932
<small>Power supply unit (PSU) for max. 6 LED bars, installed on the outdoor wall or inside the house</small>	1	351920
LED bar, warm white, without spot optics	6	352187
Tubular motor (radio controlled)	1	202112

Kit A 8LED M art. no. 350969

	quantity	art. no.
12 V + 230 V connection. Kit consists of:		
W-MAY 3-pole plug connector	1	352422
H1-MAY plug connector	1	350931
Power supply within centre pole	1	200369
Electrical harness	1	350932
<small>Power supply unit (PSU) for max. 20 LED bars, installed on the outdoor wall or inside the house</small>	1	350271
LED bar, warm white, without spot optics	8	352187
Tubular motor (radio controlled)	1	202112

Tubular motor + LED lighting RGB, coloured

Tubular motor: Please order radio transmitter separately, see page 94.

LED bar RGB, colour: Information on colour control and dimming by smartphone or radio transmitter, see page 122.

Kit A 10LED M art. no. 350970

	quantity	art. no.
12 V + 230 V connection. Kit consists of:		
W-MAY 3-pole plug connector	1	352422
H1-MAY plug connector	1	350931
Power supply within centre pole	1	200369
Electrical harness	1	350932
<small>Power supply unit (PSU) for max. 6 LED bars, installed on the outdoor wall or inside the house</small>	1	350271
LED bar, warm white, without spot optics	10	352187
Tubular motor (radio controlled)	1	202112

Kit A 12LED M art. no. 350971

	quantity	art. no.
12 V + 230 V connection. Kit consists of:		
W-MAY 3-pole plug connector	1	352422
H1-MAY plug connector	1	350931
Power supply within centre pole	1	200369
Electrical harness	1	350932
<small>Power supply unit (PSU) for max. 20 LED bars, installed on the outdoor wall or inside the house</small>	1	350271
LED bar, warm white, without spot optics	12	352187
Tubular motor (radio controlled)	1	202112

Kit A 4RGB M art. no. 352979

	quantity	art. no.
12 V + 230 V connection. Kit consists of:		
W-MAY 3-pole plug connector	1	352422
H1-MAY plug connector	1	350931
Power supply within centre pole	1	200369
Electrical harness	1	350932
<small>Power supply unit (PSU) for max. 6 LED bars, installed on the outdoor wall or inside the house</small>	1	351920
Bluetooth dimmer switch v16-9	1	352888
LED bar, RGB, coloured	4	351727
Tubular motor (radio controlled)	1	202112

Kit A 6RGB M art. no. 352980

	quantity	art. no.
12 V + 230 V connection. Kit consists of:		
W-MAY 3-pole plug connector	1	352422
H1-MAY plug connector	1	350931
Power supply within centre pole	1	200369
Electrical harness	1	350932
<small>Power supply unit (PSU) for max. 6 LED bars, installed on the outdoor wall or inside the house</small>	1	351920
Bluetooth dimmer switch v16-9	1	352888
LED bar, RGB, coloured	6	351727
Tubular motor (radio controlled)	1	202112

Kit A 8RGB M art. no. 352981

12 V + 230 V connection. Kit consists of:	quantity	art. no.
W-MAY 3-pole plug connector	1	352422
H1-MAY plug connector	1	350931
Power supply within centre pole	1	200369
Electrical harness	1	350932
Power supply unit (PSU) for max. 20 LED bars, installed on the outdoor wall or inside the house	1	350271
Bluetooth dimmer switch v16-9	1	352888
LED bar, RGB, coloured	8	351727
Tubular motor (radio controlled)	1	202112

Kit A 10RGB M art. no. 352982

12 V + 230 V connection. Kit consists of:	quantity	art. no.
W-MAY 3-pole plug connector	1	352422
H1-MAY plug connector	1	350931
Power supply within centre pole	1	200369
Electrical harness	1	350932
Power supply unit (PSU) for max. 20 LED bars, installed on the outdoor wall or inside the house	1	350271
Bluetooth dimmer switch v16-9	1	352888
LED bar, RGB, coloured	10	351727
Tubular motor (radio controlled)	1	202112

Kit A 12RGB M art. no. 352983

12 V + 230 V connection. Kit consists of:	quantity	art. no.
W-MAY 3-pole plug connector	1	352422
H1-MAY plug connector	1	350931
Power supply within centre pole	1	200369
Electrical harness	1	350932
Power supply unit (PSU) for max. 20 LED bars, installed on the outdoor wall or inside the house	1	350271
Bluetooth dimmer switch v16-9	1	352888
LED bar, RGB, coloured	12	351727
Tubular motor (radio controlled)	1	202112



ALBATROS –
mobile installation options

Full frame pedestal
frame size 112 x 112 cm, total height 46 cm, height of frame
x = 9 cm, weight approx. 60 kg, galvanized, theft pin as standard
fitting. Suited for XZ49 or standard concrete slabs 50 x 50 x 5 cm
(concrete slabs with cut off edge).

art. no. **AZ111**



Full frame pedestal
incl. 8 diagonal support levelling screws, frame size 112 x 112 cm,
total height 48 cm, max. 53 cm, weight approx. 63 kg, galvanized,
theft pin as standard fitting. Suited for XZ49 or standard concrete
slabs 50 x 50 x 5 cm (concrete slabs with cut off edge).

art. no. **AZ112**



Full frame pedestal with placement hinge
customized height to fit patio surface, incl. 8 diagonal support
levelling screws, frame size 112 x 112 cm, weight approx. 74 kg,
galvanized, theft pin as standard fitting, incl. top plate for winter
protection. Suited for XZ49 or standard concrete slabs 50 x 50 x 5
cm (concrete slabs with cut off edge).

art. no. **AZ210**



Concrete slabs with cut off edge
1 set = 4 slabs, each 50 x 50 x 5 cm. Cut off edge 70 mm x 45°.
weight per slab: approx. 30 kg, total weight approx. 120 kg.

art. no. **XZ49**



ALBATROS –
mobile installation options

*** NEW!**
Steel plates with cut off edge
1 set = 4 slabs, each 50 x 50 x 1,2 cm. Cut off edge 70 mm x 45°.
Weight per slab: approx. 29 kg, total weight approx. 116 kg.

art. no. **XZ51**



*** NEW!**
Base pedestal with placement hinge
1-layer, 3 steel plates, on site assembled, heaviest part approx.
63 kg, base 147 x 147 cm, steel plate thickness x = 15 mm,
galvanized, weight approx. 277 kg.

art. no. **AZ246**




*** NEW!**
Base pedestal with placement hinge
2-layer, 8 steel plates, on site assembled, heaviest part approx.
63 kg, base 147 x 147 cm, steel plate thickness x = 15 mm,
installation height 2 layer steel plates y = 30 mm, galvanized,
weight approx. 526 kg.

art. no. **AZ247**



*** NEW!**
Base pedestal with placement hinge
3-layer, 12 steel plates, on site assembled, heaviest part approx.
63 kg, base 147 x 147 cm, steel plate thickness x = 15 mm,
installation height 3 layer steel plates y = 45 mm galvanized,
weight approx. 775 kg.

art. no. **AZ248**



*** NEW!**
Anti-slip mat
1 set = 4 pieces, 73 x 73 cm each, suitable for the steel plates of
the installation options AZ246, AZ247, AZ248, AZ256, AZ257 and
AZ258. Increases the coefficient of friction between steel plate
and floor covering (wood, concrete slabs, asphalt), and therefore
reduces the risk of slipping during windy weather. Colour black,
x = 3 mm.


art. no. **352789**



ALBATROS – stationary installation options

Anchor foot to be embedded in concrete with placement hinge
2 pieces, theft pin as standard fitting, galvanized, weight approx. 20,5 kg, incl. top plate for winter protection. Pre-drill parasol with anchor foot on site. v = bore for power cable through centre post Ø 8.5 cm w = bore hole for underground cable Ø 1.3 cm. a = 36 cm, b = 41 cm, x = 24 cm, y = 27.3 cm, z = 14.5 cm

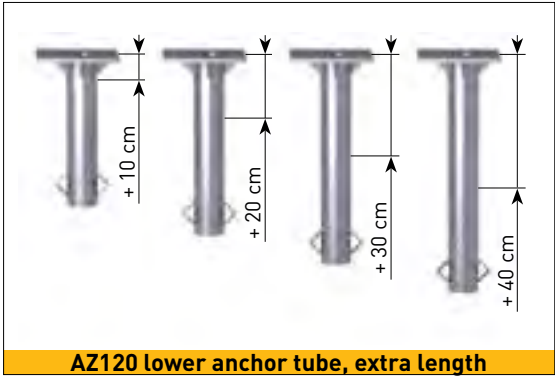

art. no. **AZ120**



AZ120 options:
galvanized and powder-coated



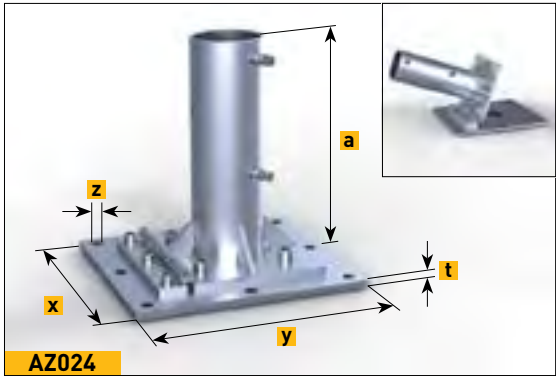
AZ120 options:
galvanized



ALBATROS – stationary installation options


Dowel-anchored plate with placement hinge
2 pieces, theft pin as standard fitting, galvanized, weight approx. 22 kg. Pre-drill parasol to top of anchor plate on site. Two packages of heavy-duty anchor bolts needed (art. no. 200900). a = 37.5 cm, x = 34 cm, y = 37.5 cm, t = 1.2 cm, z = Ø 1.8 cm

art. no. **AZ024**



Dowel-anchored plate with placement hinge
customized height to fit patio surface, 2 pieces, theft pin as standard fitting, galvanized, anchor plate 50 x 50 cm, incl. top plate for winter protection. Pre-drill parasol to top of anchor plate on site. Two packages of heavy-duty anchor bolts needed (art. no. 200900).


art. no. **AZ128**



ALBATROS –
stationary installation options

Flat- roof dowel-anchored plate with placement hinge
externally insulated roof system, system- conform flat roof connection with liquid plastic, customized height to fit flat roof surface, screw-off upper part, galvanized, anchor plate 50 x 50 cm, incl. top plate for winter protection. Pre-drill parasol to top of anchor plate on site. Two packages of heavy-duty anchor bolts needed (art. no. 200900).

art. no. **AZ186**



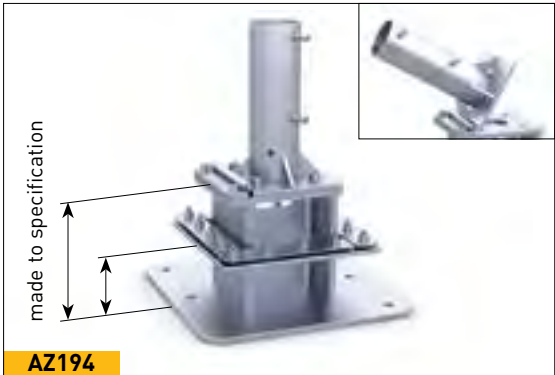
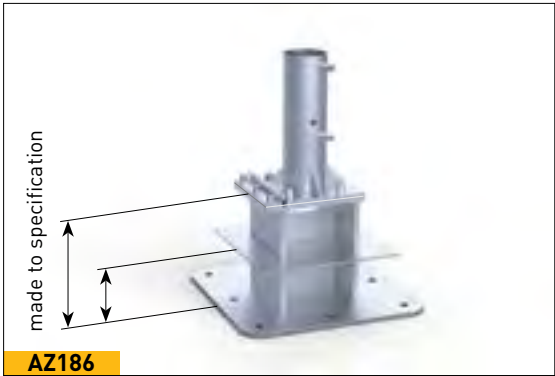
*** NEW!**
Flat-roof dowel-anchored plate with upper anchor tube
Externally insulated roof system, loose-and-fixed flange assembly, bitumen waterproofing system and synthetic waterproofing material. Total height is determined by order to achieve the same level as the flat roof ground, dowelled plate 50 x 50 cm. Upper part removable, galvanized, weight approx. 37 kg, including top plate of winter covering. Pre-drill parasol to top of anchor plate on site. Two packages of heavy-duty anchor bolts needed (art. no. 200900).

art. no. **AZ194**



Anchor bolt
bolt and nut, fits for AZ024, AZ128 and AZ186 (2 packages needed) approved for cracked and non-cracked concrete B25 to B55 (old compressive strength classes) C20/25 to C50/60, (new EU classification), also suitable for concrete B15 and natural stone with dense structure. Concrete bore hole Ø 16 x 115 mm, in stainless steel A4. Package contains 4 bolts. European Technical Approval ETA-05/0069.


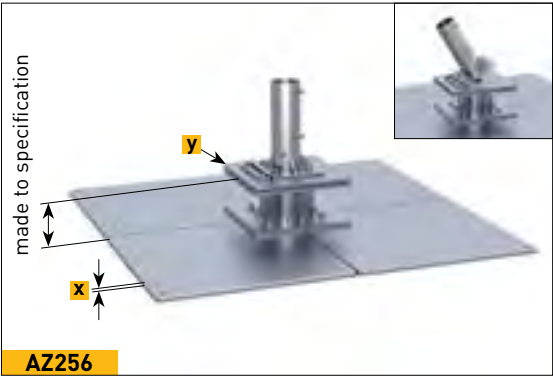
art. no. **200900**



ALBATROS –
stationary installation options

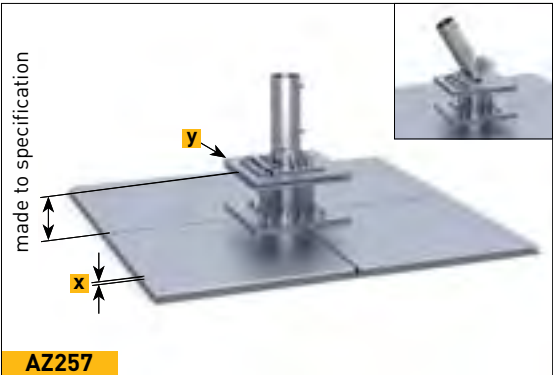
*** NEW!**
Base pedestal with placement hinge
Total height is determined by order to achieve patio level, 1-layer, 4 steel plates, on site assembled, heaviest part approx. 63 kg, base 147 x 147 cm, steel plate thickness x = 15 mm, galvanized, weight approx. 322 kg, including top plate of winter covering.
y = □ 40 cm.

art. no. **AZ256**



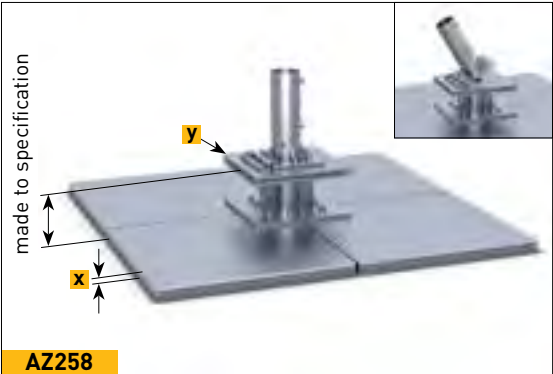
*** NEW!**
Base pedestal with placement hinge
Total height is determined by order to achieve patio level, 2-layer, 8 steel plates, on site assembled, heaviest part approx. 63 kg, base 147 x 147 cm, steel plate thickness x = 15 mm, top part removable, galvanized, weight approx. 568 kg, including top plate of winter covering.
y = □ 40 cm.

art. no. **AZ257**



*** NEW!**
Base pedestal with placement hinge
Total height is determined by order to achieve patio level, 3-layer, 12 steel plates, on site assembled, heaviest part approx. 63 kg, base 147 x 147 cm, steel plate thickness x = 15 mm, top part removable, galvanized, weight approx. 817 kg, including top plate of winter covering.
y = □ 40 cm.

art. no. **AZ258**



Theft pin
padlock and pin, in stainless steel, for support pole Ø 100 mm. suitable for retrofitting.

art. no. **200826**

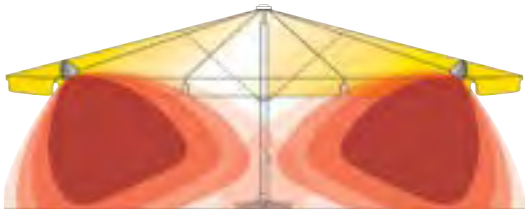


Premium parasol equipment for patios and smoking areas.

Parasols provide shelter from the sun and rain – a MAY premium parasol kit does more. Thanks to efficient lighting and infrared heating systems, this upmarket parasol concept for outdoor venues creates a warm and inviting ambience any time of the day and every season of the year. A feel-good environment created by maximum-comfort equipment helps to extend the outdoor season – your customers stay and enjoy. Moreover, you can offer them a comfortable smoking area outside. A place for smokers – a plus for your business!

Optimal heat range

The rays of the infrared heaters are emitted in thermal cones and thus form a protective belt of heat.



Well-devised safety precautions

The use of electricity outdoors requires particularly careful safety measures. All our equipment materials and components are authorized for outdoor use and are splash-proof.

To make sure the radiant heaters cannot be turned on while the parasol is closed, radiant heaters are secured by a three-step safety concept:

- 1. Main switch at the house
- 2. Rocker switch at each radiant heater
- 3. Sensor controlled, automatic switch-off, art. no. 202051

Up-to-date energy efficiency

In view of running electricity costs, our parasol concept is the ideal solution: approx. 90% heat output, i.e. about 30% energy-saving compared with conventional systems. To avoid wasting electricity, each infrared heater can be activated individually with a case-mounted switch. A timer switch is an ideal way of saving energy in smoking areas. The customer simply presses the pushbutton and the heat is turned off after about 15 minutes.

Ultra-easy handling

Service staff will have no problems in handling our parasols. When installed with premium equipment, MAY parasols can easily be closed without prior removal of heaters or lights.

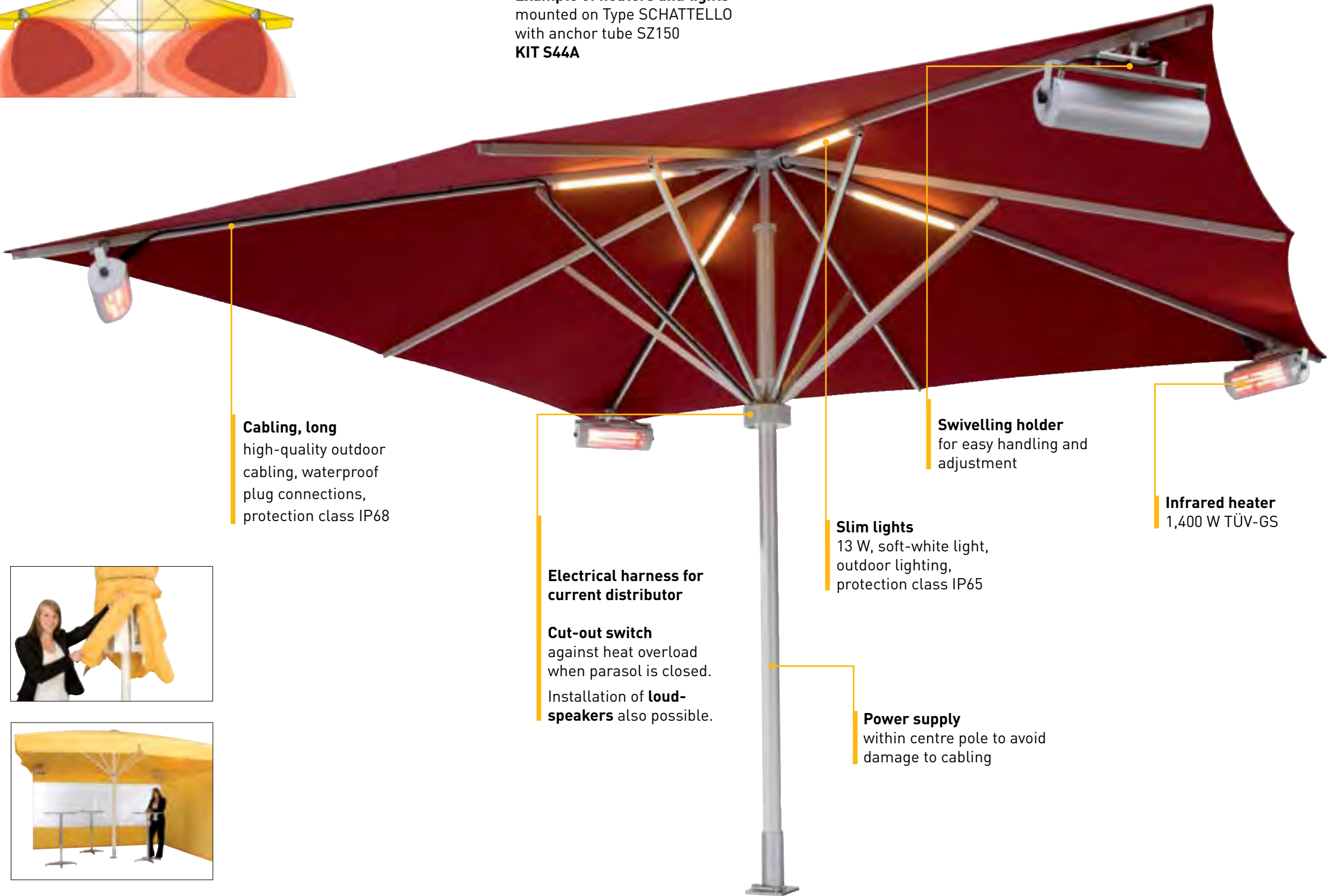


Wind shelter for smoking areas

With the help of side sheets, your giant parasol will become all-weatherproof and offer shelter from side winds. The polyester fabric is robust and durable and at the same time offers ample space for commercial branding of your choice. Several options are available: with or without windows, or with a continuous light belt. cf. page 126 onward.



Example of heaters and lights mounted on Type SCHATTELLO with anchor tube SZ150 KIT S44A



Cabling, long
high-quality outdoor cabling, waterproof plug connections, protection class IP68

Swivelling holder
for easy handling and adjustment

Infrared heater
1,400 W TÜV-GS

Slim lights
13 W, soft-white light, outdoor lighting, protection class IP65

Electrical harness for current distributor

Cut-out switch
against heat overload when parasol is closed. Installation of **loud-speakers** also possible.

Power supply
within centre pole to avoid damage to cabling

Customized options and kit components

Compile your very own parasol equipment. As you can see from the list opposite, the kit components cover 8 main aspects.

For a made-to-measure solution just choose the equipment items that best suit your specific requirements.

- 1. Power supply
- 2. Current distribution
- 3. Mounting of heaters
- 4. Infrared heaters
- 5. Safety and energy-saving options
- 6. Slim lights
- 7. LED lighting
- 8. App for Bluetooth dimmer switch
- 9. Loudspeakers

1. Power supply

Anchor tube with placement hinge

SCHATTELLO art. no. SZ150, ALBATROS art. no. AZ120

Underground power supply is the safest and neatest option. The cable inside the parasol centre pole simply needs to be connected to the underground cable on site. The connection itself is within the anchor tube and becomes invisible. The placement hinge makes installation easy. There is no risk of damaging cables. SZ150 cf. page 74, AZ120 cf. page 110.



SZ150

W-MAY 3-pole plug connector art. no. 352422

Connects the power supply within the centre pole (cf. art. no. 200369 below) with a flexible underground cable. Can be used to install up to 8 slim lights or 20 LED bars. Use only for stationary parasol installation bases (e.g. SZ150).

Delivery includes: plug, socket and socket end cap. For on-site mounting with screw terminals for wires 0.75 – 4.0 mm², rigid and fine-wired. Clamping area of underground cable: 10 – 14 mm. IP68, 3-pole, 250 V, 20 A, -20 °C to 100 °C. Colour: black.



352422

W-MAY 5-pole plug connector art. no. 200581

Connects the power supply within the centre pole (cf. art. no. 200369 below) with a flexible underground cable. Can be used to install up to 4 heaters together with 8 slim lights or 4 heaters together with 6 LED bars. Use only for stationary parasol installation bases (e.g. SZ150). Delivery includes: plug, socket and socket end cap. For on-site mounting with screw terminals for wires 0.75 – 4.0 mm², rigid and fine-wired. Clamping area of underground cable: Ø 13 mm to Ø 18 mm. IP66, 5-pole, 400 V, 20 A, - 20 °C to 100 °C. Colour: black.



200581

SCHATTELLO and ALBATROS:

Due to lack of sufficient space, the 3-pole and 5-pole plug connectors listed above cannot be inserted together in the parasol centre pole. Should it become necessary to run 2 cables in one pole (e.g. additional cables for loudspeakers), one of the cables must be fixed firmly, for example, with a lustre terminal and shrink tubing.

External appliance plug art. no. 200582

Special care needs to be taken for parasols on a mobile pedestal base. This appliance plug with Cekon socket and integrated RCD ensures appropriate protection. 5-pole, 400V. However, not suitable for ALBATROS with full frame pedestal or for parasols with tubular motor.



200582

Internal 2-circuit wiring art. no. 200587

Usually, parasols with heaters require a 400 V connection. If no high voltage current is available, 2 x 230 V cabling can be installed. In that case a maximum of 4 heaters can be fitted.

Power supply within centre pole art. no. 200369

Maximum safety is guaranteed by running the cabling through the support pole to the electrical harness. The risk of leakage or external hazards is thus minimized.

Power supply along one of the spokes art. no. 202052

Electric current can be run along a parasol spoke, provided there is a nearby socket in the wall of the house at a height of min. 2.3 m. It is always necessary to plug or unplug the parasol before opening or closing it. Make sure that the cable hanging from the parasol does not bother any guests or passers-by. When ordering, please enclose a sketch showing from which spoke the cable is to be run. Delivery includes: 1 m of cable to extend from a spoke end. Plug and socket not included.

2. Current distribution

Electrical harness

Full wiring in accordance with the circuit system is skilfully enclosed in this inconspicuous electrical harness – no cable tangle. Just another contribution to the overall elegance of the eye-catching parasol.

Electrical harness SCHATTELLO art. no. 200565

Adapter art. no. 200567 is necessary for SCHATTELLO sizes 2 x 4 m, 2.5 x 3.5 m, 2.5 x 4 m, 2.5 x 5 m, 3 x 3 m, 3 x 4 m, 3 x 4.5 m, 3 x 5 m, 3 x 6 m, 4 x 6 m, 4 x 4 x 4 m, Ø 6 m 12 spokes.



200565

IP65

Electrical harness ALBATROS art. no. 200566

Cabling

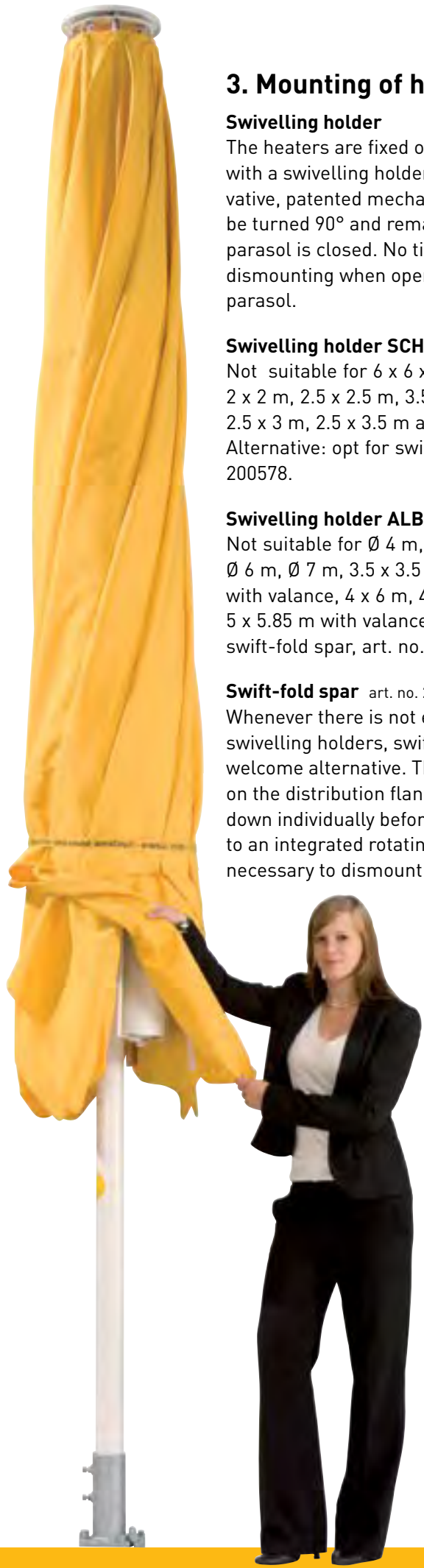


Current is run directly from the electrical harness to the heater via special plug connectors to VDE rubber-sheathed cables. This material is safer and more durable for outdoor use than PVC.

Cabling, long art. no. 200579

for swivelling holder art.no. 202040 (SCHATTELLO) and art. no. 200577 (ALBATROS).

Cabling, short art. no. 200585

for swift-hold spar art. no. 200578.



3. Mounting of heaters

Swivelling holder

The heaters are fixed onto the end of a spoke with a swivelling holder. Thanks to this innovative, patented mechanism the heaters can be turned 90° and remain mounted when the parasol is closed. No tiresome mounting and dismantling when opening and closing the parasol.

Swivelling holder **SCHATTELLO** art. no. 202040

Not suitable for 6 x 6 x 6 m with valance, 2 x 2 m, 2.5 x 2.5 m, 3.5 x 3.5 m, 2 x 4 m, 2.5 x 3 m, 2.5 x 3.5 m and 4 x 4 x 4 m. Alternative: opt for swift-fold spar, art. no. 200578.

Swivelling holder **ALBATROS** art. no. 200577

Not suitable for Ø 4 m, Ø 4.5 m, Ø 5 m, Ø 6 m, Ø 7 m, 3.5 x 3.5 m, 3 x 6 m, 3.5 x 7 m with valance, 4 x 6 m, 4 x 8 m with valance and 5 x 5.85 m with valance. Alternative: opt for swift-fold spar, art. no. 200578.

Swift-fold spar art. no. 200578

Whenever there is not enough space for swivelling holders, swift-fold spars are a welcome alternative. They are screwed directly on the distribution flange and can be folded down individually before parasol closure. Due to an integrated rotating coupler, it is not necessary to dismount the heaters beforehand.



4. Infrared heaters

Infrared radiant heater **1.400 W** art. no. 200408

Conventional heating systems warm up the air. The heat slowly evolves and is gradually transmitted to customers outside - at considerable expense.

In bad weather conditions the warmth is blown away again before even reaching the customers. MAY infrared heaters warm only the surface at which they are directed, providing uniform, instant-on heat.

No energy- wasting warming-up process, so that customers very soon feel comfortably warm. Cosy warmth at the push of a button - in spite of any chilly breezes. All heaters have case-mounted switches.

With W-MAY plug; 230 V, 50 Hz, splash-proof IP24 (ENEC).


5. Safety and energy-saving options

Automatic auxiliary cut out switch art. no. 202051

This automatic safety switch ensures that the heater cannot be accidentally switched on while the sunshade is closed. Thus heat will not be able to accumulate under the canopy covering, then causing damage or even setting the whole parasol on fire.

Timer switch

Do you wish to keep the costs down at the smoking area? Your guests are able to activate the heater for about 15 minutes at the push of a button. A small button - an enormous (saving) effect.



art. no. 202050

Timer switch, by button at the electrical harness.

art. no. 353017

Timer switch, by rocker switch at the support pole

In case of a distributor flange position of more than 2m height we recommend the timer switch by rocker switch at the support pole. It is mounted at the support pole at a height of approximately 85 cm for a better access.

6. Slim lights

The luminous body of the slim lights is completely embedded in the enclosure and is thus well-protected for outdoor use. 4, 6 or 8 slim lights, each running at 13 W, can be fitted to the parasol. The soft-coloured lights are screwed directly onto the main spokes.

Slim light warm white art. no. 202090

2700° K; 13 Watt; IP65; The T5 light tube is exchangeable.



7. LED lighting

Energy-efficient LED light bars (12 Volt) subtly fitted on the underside of the spokes. The 60 high-performance LEDs per bar are extremely durable, dimmable, waterproof, shock-resistant and powered by an upstream power supply unit. The number of LED bars to be mounted and the colour of the light can be determined by you.

PSU for 6 LED bars art. no. 351920

For the use of max. 6 LED bars on the parasol (each 12 V DC / 0.5 A). IP67; 90-260 V AC 50 / 60 Hz input; 12 V DC / 3.3 A output; temperature -40° to +70° C; air-cooled. If a tubular motor is to be used, the 6-connection power supply unit must be installed on the outside wall or inside the house. In that case an additional 12V supply cable is needed for the parasol.

SCHATTELLO: Mounted on the telescopic tube at the factory.

ALBATROS: Installed in the electrical harness.

The combination “heaters + LED lighting + loudspeakers” is only possible with a 400 Volt supply cable. Moreover, in this case, a maximum of 6 LED bars can be installed. This is due to the limited space for cables in the parasol centre pole.

PSU for 20 LED bars art. no. 350271

To be used with a maximum of 20 LED bars warm white (each 12 V DC / 0.5 A) or 27 LED bars RGB (each 12 V DC / 0.4 A) at the parasol. IP65; 90-270 V AC 50 / 60 Hz input; 12 V DC / 11 A output; intern dimmable: 5.5-11 A; temp. -30° up to + 70° C; air-cooled.

SCHATTELLO and ALBATROS:

The 20-connection power supply unit must be installed on the outside wall or inside the house. In that case an additional 12 V supply cable is needed for the parasol.

Bluetooth dimmer switch v16-9 art. no. 352888

Dims up to 8 LED bars warm white or controls the colour of up to 12 LED bars RGB. Operated by Bluetooth and free app for iOS (≥ 5) or Android (≥ 4.3 with API-Level ≥ 18). Please go to www.may.ag/comp.pdf to check the compatibility. The app lets you control several dimmers separately and save one colour permanently. Simply scan the QR code to download the app.

Bluetooth transmitter art. no. 352890

Controls a maximum of four Bluetooth dimmer switch art. no. 352888.

LED bar, warm white art. no. 352187

3'000-3'500° K; 60 LEDs; 12 V DC / 0.5 A; LEDs power- controlled, fitted onto spoke; without spot optics, with diffuser.

* NEW!

LED bar RGB art. no. 351727

Colour LED bar (red, green, blue); with 30 LEDs, 12V DC / 0.4 A, colour selection and dimming function by Bluetooth dimmer switch (art. no. 352888); classic LED spot optics with diffuser.

Great light and impressive atmosphere


An LED bar with integrated light foil generates a diffuse, all-over illumination and therefore creates a nice and pleasant atmosphere.

Simple operation

The colour cycle and the rate of colour change can be controlled by the Bluetooth transmitter (art. no. 352890) or by the free XY app (see page 122).

Light spectrum

The RGB LEDs can create various colour combinations (see examples below).



352187



352890



***NEW!**

8. App for Bluetooth dimmer switch

The free app for Bluetooth dimmer switch is available for download at <http://www.may.ag/apps.html> or can simply be downloaded by QR code (shown on the left). The app is available for Android and iOS (Apple).

Simple operation

Easily mix various luminous colours and save individual light courses and brightness values by the app for Bluetooth dimmer switch. Additionally, the app provides a “switch-off comfort” that turns off the light after one minute automatically.



LED bar warm white dimming controller



LED bar RGB controller for colour cycle in %, brightness and dimmability



Use the app for Bluetooth dimmer switch to control and operate by smart phone. Use the shown QR code to download the free app.



202080

9. Loudspeakers

art. no. 202080

Offer pleasant background music to your guests. There are two outdoor loudspeakers neatly incorporated in the electrical harness and therefore weather protected and theft-proof.

The internal cable guide (through centre pole and anchor tube) protects the audio cable from weather effects and damaging. The parasol can be closed without demounting the loudspeakers. Each speaker provides 8 Watt peak performance and 8 Ohm impedance.

If more than one parasol is used, the speaker control must be adjusted individually or an ELA system is required (100V technique). In case an ELA system is used, each parasol needs a 100V transformer art. no. 350334.

100V transformer art. no. 350334

Required for the use of an ELA system. The parasols are supplied with a mono signal, therefore one 100V transformer is needed for each parasol, additionally to the two loudspeakers.



Guide to IP protection classes

Safety instructions:

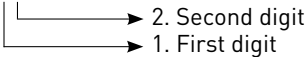
Dimensioning and installation of electrical leads must be carried out by a certified electrician only.
Always protect your parasol with RCD and automatic cut-out.

Protection level of electrical components:

The quality of an electrified parasol largely depends on its level of protection. Think, for example, of squirting champagne or any similar unpredictable festivity occurrence and you will agree that “prevention is better than cure”. The norm EN 60529 defines different classes or degrees of protection, so-called IP classes. (IP = International Protection).



IP-degree of protection: Example IP65:



1. First digit:		
IP-degree:	Protection against contact	Protection against foreign objects
0	no protection	no protection
1	large-area parts of the body (e.g. back of the hand)	large foreign objects (Ø 50 mm)
2	finger	medium-sized foreign objects (Ø > 12 mm)
3	tools and wires (Ø > 2.5 mm)	small foreign objects (Ø > 2.5 mm)
4	tools and wires (Ø > 1 mm)	grain-shaped foreign objects (Ø > 1 mm)
5	complete protection against contact	dust deposits
6	complete protection against contact	compl. protection against penetration of dust

2. Second digit:	
IP-degree:	Water
0	no protection
1	protection against vertically falling drops of water
2	protection against drops of water coming from an angle of up to 15°
3	protection against spraying water hitting the vertical surface from an angle of up to 60°
4	protection against water splashing from all directions
5	protection against jets of water
6	protection against strong jets of water
7	protection against temporary submersion in water
8	protection against long periods of submersion in water



5-star superior Hotel Suittess in Dresden, facing the Church of Our Lady

Customized side sheet solutions


Side sheets provide all-weather protection and ward off side- winds. The Polyester material is durable and can be imprinted with any graphic design of your choice. Several variations are available, e.g. without windows, with windows or with a continuous light belt.

- All side sheets are of MayTex-Poly material.
- We recommend opting for parasols with valances if side sheets are to be used. Thus draughts through the space between the canopy and the side sheets can be avoided.
- Side sheets are fastened to the end of the spokes with specific holders. It will therefore be necessary to order holders number FA141, SA141 or AA141, depending on your parasol type.

	FILIUS	SCHATTELLO	ALBATROS
A300	•	•	•
A303	•	•	•
A306	•	•	•
A309	•	•	•
A312	•	•	-
A315	•	•	-
Roll-up door	•	•	•



Side sheet holder



Variable bottom end of side sheet



Aluminium rod in textile pocket

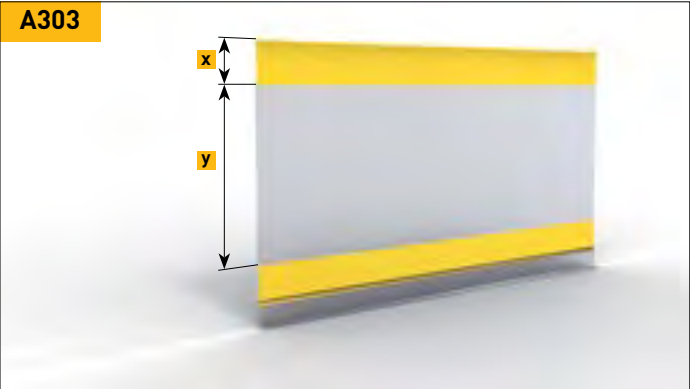


Installation of side sheet variations A300 and A303

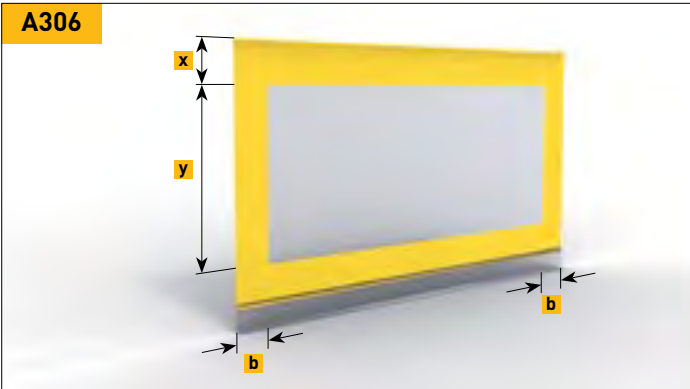
The side sheets shown below extend across one side of the parasol and are fastened to the spokes.



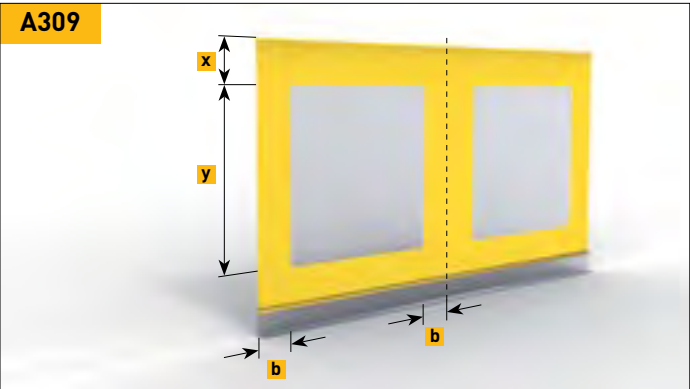
Side sheet without windows



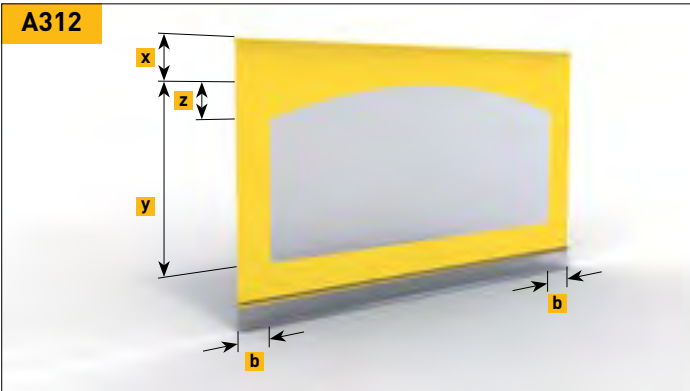
Side sheet with continuous light belt



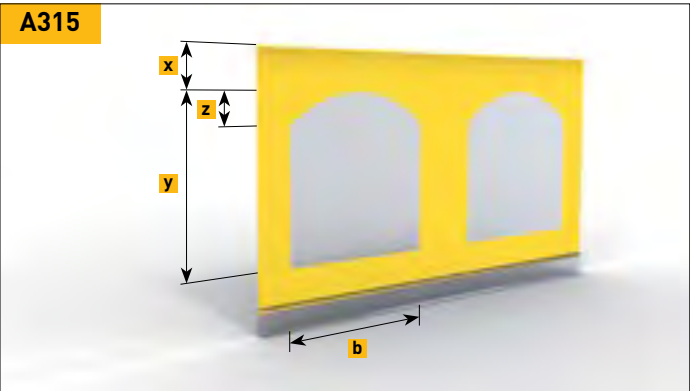
Side sheet with one window across one side



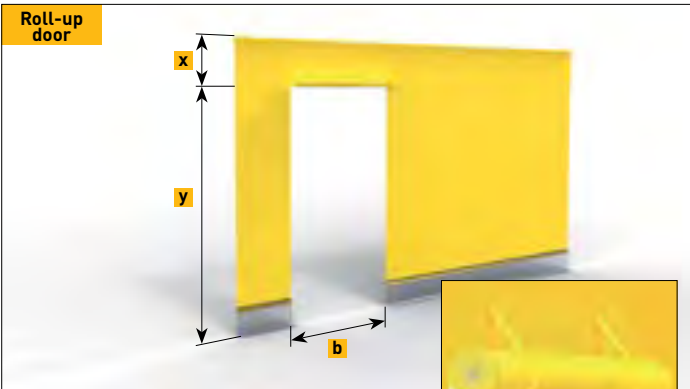
Side sheet with one window per segment



Side sheet with one arched window across one side



Side sheet with one arched window per segment



Side sheet with roll-up door. Only possible in combination with variations A300 or A303.

	x in cm	y in cm	z in cm	b in cm
A303	35	135	-	-
A306	35	135	-	30
A309	35	135	-	30
A312	35	135	25	30
A315	35	135	25	120
Roll-up door	35	200	-	100

MayTex-Acryl with Texgard impregnation

- material: 100% polyacrylic, spun-dyed, weight 300g/m² ±5%
 - water column (fabric water tightness) 370 mm, European standard EN 20 811
 - colour fastness: grade ≥7 (against bleaching), tested acc. to standard EN ISO 105-B02 (1= min., 8= max.)
 - protection against UV rays: UPF 40-80, tested acc. to UV standard 801 (cf. page 135 for individual values)
- weather-proof, high and low temperature resistant
 - Texgard impregnation gives effective protection against oil, grease, mildew and algae, industrial pollution, exhaust fumes and other negative environmental factors
 - tested acc. to Öko-Tex standard 100
 - imprinted ads: on parasol canopy and valance in durable, brilliant screen-printing quality
 - cleaning: easy to clean with CleanoMay 13, even when mounted



SA 314 010 white
similar to RAL 9003
bordering 00 white



SA 314 033 ivory
similar to RAL 1013
bordering 20 ivory



SA 314 325 ecru
similar to RAL 1013
bordering 52 nature



SA 314 044 grey/white
similar to RAL 7004
bordering 18 silver



SA 314 364 telegrey/white
similar to RAL 7046
bordering 147 opal



SA 314 471 silver-grey/dark brown knopped
similar to RAL 1013/7006
bordering 18 silver



SA 314 344 multi-colour
similar to RAL 7035
bordering 18 silver or multi-colour



SA 314 018 white/grey knopped
similar to RAL 9016
bordering 00 white or 18 silver



SA 314 580 white, yellow/grey knopped
similar to RAL 9002
bordering 18 silver or 00 white



SA 314 583 yellow, grey/yellow knopped
similar to RAL 1023/1013
bordering 18 silver or 20 ivory



SA 314 045 pyrite
similar to RAL 1002
bordering 10 pyrite



DA 7560 light yellow
similar to RAL 1023
bordering 10 pyrite



SA 314 003 yellow
similar to RAL 1023
bordering 32 yellow



SA 314 038 beige
similar to RAL 1019
bordering 11 beige



SA 314 008 ochre
similar to RAL 1034
bordering 15 ochre



SA 314 014 mandarin
similar to RAL 1033
bordering 79 mandarin



SA 314 019 terracotta
similar to RAL 2012
bordering 48 terracotta



SA 314 002 orange
similar to RAL 2004
bordering 81 orange



SA 314 001 cherry
similar to RAL 3020
bordering 85 cherry



SA 314 347 ruby
similar to RAL 3003
bordering 85 cherry



SA 314 022 rust
similar to RAL 2001
bordering 83 rust



SA 314 763 bordeaux
similar to RAL 3004
bordering 86 bordeaux



SA 314 362 dark green
similar to RAL 6005
bordering 95 dark green



SA 314 257 green/black
similar to RAL 6012, bordering
19 black or 95 dark green



SA 314 011 royal blue
similar to RAL 5010
bordering 62 royal blue



SA 314 006 sapphire
similar to RAL 5002
bordering 66 sapphire



SA 314 414 navy blue
similar to RAL 5013
bordering 91 navy blue



SA 314 271 navy blue/black
similar to RAL 5011, bordering
19 black or 91 navy blue



SA 314 154 black
similar to RAL 9017
bordering 19 black

Colour Fashion Collection 26
MayTex-Acryl with Texgard impregnation



SA 314 016 dark brown
similar to RAL 8017
bordering 27 dark brown



DA 8779 olive brown
similar to RAL 7002
bordering 9533 olive brown



DA 8203 grey basalt
similar to RAL 7010
bordering 97 grey basalt



DA 7559 taupe
similar to RAL 7006
bordering 926 taupe



SA 314 546 blue patina
similar to RAL 5007
bordering 187 blue patina



SA 314 624 green patina
similar to RAL 6000
bordering 162 green patina

The shades shown here are not in accordance with the original ones. If requested, we will be pleased to send you a collection of original cloth samples.

MayTex-Poly

- material: 81% polyester, 19% polyacrylics, weight 230 g/m² ± 5%
 - water column (fabric water tightness) 1000 mm, European standard EN 20811
 - colour fastness: grade ≥7 (against bleaching), tested acc.to standard EN ISO 105-B02 (1= min., 8= max.)
 - protection against UV rays: UPF80, tested acc. to UV standard 801 (cf. page 135 for individual values)
- Texgard impregnation gives effective protection against oil, grease, mildew and algae, industrial pollution, exhaust fumes and other negative environmental factors
 - tested acc. to Öko-Tex standard 100
 - imprinted ads: on parasol canopy and valance in durable, brilliant screen-printing quality
 - cleaning: easy to clean with CleanoMay 13, even when mounted



M 9577 white
similar to RAL 9010
bordering 00 white



M 9823 ivory
similar to RAL 1015
bordering 20 ivory



M 9875 cream
similar to RAL 1015
bordering 11 beige



M 9816 sand
similar to RAL 1001
bordering 10 pyrite



M 9879 wine red
similar to RAL 3011
bordering 86 bordeaux



M 9526 bright yellow
similar to RAL 1023
bordering 32 yellow



M 9527 orange
similar to RAL 2004
bordering 81 orange



M 9671 red
similar to RAL 3020
bordering 82 red



M 9878 terracotta
similar to RAL 8004
bordering 83 rust



M 9853 black
similar to RAL 9004
bordering 19 black



M 9793 blue
similar to RAL 5005
bordering 63 blue



M 9545 navy blue
similar to RAL 5003
bordering 91 navy blue



M 9710 dark green
similar to RAL 6005
bordering 95 dark green



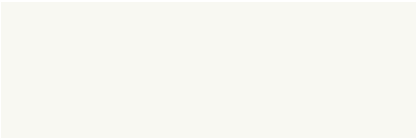
M 9653 grey
similar to RAL 7004
bordering 18 silver




M 9675 cherry
similar to RAL 3000
bordering 85 cherry

MayTex-PVC


- material: 79% chlorofibre, 21% polyester, weight 480 g/m² ± 5%
 - water column (fabric water tightness) >1000 mm, European standard EN 20811
 - colour fastness: grade ≥ 7 (against bleaching), tested acc.to standard EN ISO 105-B02 (1= min., 8= max.)
 - flammability "flame retardant":
 - " B1" German standard DIN 4102-1
 - "M2" French standard NF P92-503
 - "CL2" Italian standard RF 1-75 E 3-77
 - protection against UV rays: UPF80, tested acc. to UV standard 801 (cf. page 135 for individual values)
- Texgard impregnation gives effective protection against oil, grease, mildew and algae, industrial pollution, exhaust fumes and other negative environmental factors
 - in accordance with REACH
 - 100% recyclable (to be returned to May Gerätebau GmbH)
 - imprinted ads :on parasol canopy and valance in durable, brilliant screen-printing quality
 - cleaning: easy to clean with CleanoMay 13, even when mounted




302 239 white matt
similar to RAL 9016
bordering 00 white



302 241 ivory matt
similar to RAL 1015
bordering 20 ivory



302 237 ecru matt
similar to RAL 1013
bordering 20 ivory



302 1093 beige
similar to RAL 1001
bordering 11 beige



302 199 yellow
similar to RAL 1003
bordering 32 yellow



302 1496 mandarin
similar to RAL 1017
bordering 10 pyrite




302 1497 rust
similar to RAL 2010
bordering 15 ochre



302 255 red
similar to RAL 3020
bordering 82 red



302 236 bordeaux matt
similar to RAL 3005
bordering 86 bordeaux



302 1115 dark brown
similar to RAL 8017
bordering 27 dark brown



302 056 green
similar to RAL 6005
bordering 95 dark green



302 001 blue
similar to RAL 5005
bordering 62 royal blue



302 390 grey
similar to RAL 7004
bordering 18 silver








302 405 black matt
similar RAL 9004
bordering 19 black

On request we can also supply parasols for indoor use with further flame retardant fabrics acc. to DIN 4102-1 B1.
The shades shown here are not in accordance with the original ones. If requested, we will be pleased to send you a collection of original cloth samples.

If no colour is specified, a binding tape will be chosen to match the cloth.

		
00 white	148 terracotta	79 mandarin
		
20 ivory	81 orange	63 blue
		
10 pyrite	82 red	62 royal blue
		
11 beige	85 cherry	66 sapphire
		
52 nature	86 bordeaux	91 navy blue
		
147 opal	83 rust	42 lime
		
18 silver	25 light brown	45 olive
		
32 yellow	27 dark brown	44 grass-green
		
15 ochre	19 black	95 dark green

Colour Fashion Collection 26

		
9533 olive brown	926 taupe	97 grey basalt
		
162 green patina	187 blue patina	

The shades shown here are not in accordance with the original ones. If requested, we will be pleased to send you a collection of original cloth samples.

The textile finishing of a parasol canopy – i.e. the awning fabric – is not only the most important and most conspicuous feature of any sun protection system, it also fulfils numerous functions:



Harmony and Inner peace
through well-balanced colours and natural shades of colour.



Joie de vivre
through vibrant colours.

Colour, light and shade: personal well-being, atmosphere and decoration

The most comprehensive range of upmarket classics and specialties. The awning fabric keeps out the light. It protects, shades, creates atmosphere and serves as an element of design and decoration. The fabric evokes a sense of harmony and creates a feeling of well-being by filtering and tinting the light and thus lending a room and its environment a very special soothing atmosphere. The impact a fabric has on a person is decisively determined by its colour, pattern and degree of translucence.

Healthy shade provider, protection from harmful UV radiation

The sun is a source of life and its light provides our bodies with essential vitamins, but it can also be very dangerous. Studies by the WHO indicate a threefold increase in skin diseases caused by harmful UV radiation. The UV Protection Factor (Sun Protection Factor) of our awning fabrics is a unit that indicates to what extent they increase the human skin’s natural protection time to direct sunlight. The length of the natural protection of human skin depends on the skin type. All the designs in our collection have been tested and certified according to the latest and most stringent standard UV 801.

	Sun Protection Factor			Effect on personal well-being	
				Joie de vivre	Inner peace
MayTex-Acryl UNI					
SA 314 001, SA 314 002, SA 314 003, SA 314 011, SA 314 014			80	•	
SA 314 006, SA 314 008, SA 314 016, SA 314 019, SA 314 022, SA 314 038, SA 314 044, SA 314 045, SA 314 154, SA 314 257, SA 314 271, SA 314 344, SA 314 347, SA 314 362, SA 314 364, SA 314 414, SA 314 546, SA 314 624, SA 314 763			80		•
SA 314 325, SA 314 471, SA 314 583		60			•
SA 314 010, SA 314 580, SA 314 018, SA 314 033	40				•
DA 7560		60		•	•
DA 7559, DA 8203		60			•
DA 8779	40				•
MayTex-Poly			80		
MayTex-PVC			80		

How high is your personal protection factor? Type 1-6

Type	Characteristics	Reaction of the unprotected skin to 30 mins. radiation in June	The human skin’s natural protection time	Protection time of the skin when shaded by a parasol		
1	light skin, freckles, fair or red hair, blue or green eyes	always sunburn no tan	5-10 minutes	200-400 minutes	300-600 minutes	400-800 minutes
2	light skin, fair hair, blue or green eyes	always sunburn a slight tan	10-20 minutes	400-800 minutes	600-1200 minutes	800-1600 minutes
3	dark hair, blue eyes	slight sunburn a good tan	20-30 minutes	800-1200 minutes	1200-1800 minutes	1600-2400 minutes
4	dark skin, dark or black hair, brown eyes	no sunburn a good tan	ca. 45 minutes	ca. 1800 minutes	ca. 2700 minutes	ca. 3600 minutes
5	dark skin, black hair, dark eyes	no sunburn	ca. 60 minutes	ca. 2400 minutes	ca. 3600 minutes	ca. 4800 minutes
6	black skin, black hair, black eyes	no sunburn	ca. 90 minutes	ca. 3600 minutes	ca. 5400 minutes	ca. 7200 minutes

Product properties of awning fabrics

Parasol cloths are high-performance products. However, given the requirements that have to be met in the field of environmental protection, there is a limit to the degree of perfection that can be achieved in spite of present-day state-of-the-art production and processing. As a result, customers may occasionally lodge complaints regarding certain features that can appear on the cloth. Such features neither alter the value of the product, nor do they impair its usability in any way. As we feel committed to providing full consumer information and thus hope to avoid irritation or dissatisfaction, we should like to draw your attention to the following features:

Crease marks

Crease marks may appear during the production process or when folding the parasol fabric. When held against the light, cloths – particularly those of a light colour – may appear to have a dark streak in the crease.

Chalk effect

Light chalk-like stripes may arise during the processing of materials. Although the greatest of care is taken, they cannot always be totally avoided. They should, however, not be cause for complaint.

Water/rain resistance

Acrylic awnings are impregnated with a water-repelling finish and can withstand short periods of light rainfall if treated with proper care. During lengthy periods of rainfall or heavy downpours, however, the parasol should remain closed in order to prevent any material damage. If the cloth becomes wet, the awning should be opened again as soon as possible to allow it to dry.

Abrasion marks

In the course of time abrasion may weaken the canopy fabric and thus impair its quality. This can be avoided by pulling the cloth between the spokes when closing the parasol and then securing it with a strap to prevent flapping.

Cleaning instructions

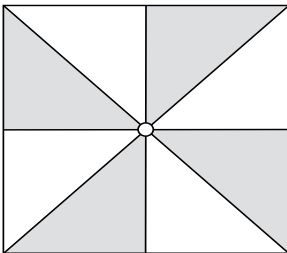
Stains can be cleaned off with a soft brush and Cleano-May 13. Rinse well afterwards with clean water to remove all detergents from the fabric. A high-pressure hose may be used for large-area surfaces (max. 30°C, max. 30 bar, min. distance from canopy covering 30 cm., cleaner: CleanoMay 13).

Characteristic features of our sewing yarn:

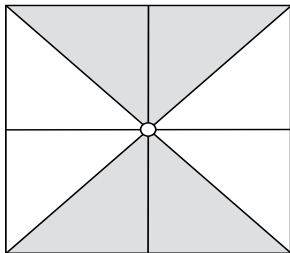
- high tensile strength
- optimum abrasion resistance
- well-balanced elongation property
- high thermal resilience
- good light and weather fastness
- tested acc. to Öko-Test Standard 100

Canopy covering

Canopy covers can be manufactured from the range of cloths described. If requested, we can also supply canopies with alternating segment colours (1/4 division or 1/8 division).



1/8-division



1/4-division

Bordering

The canopy covering is trimmed with high-quality awning acrylic edge binding (red in the photograph). If not specified otherwise, the border will be chosen to match the colour of the canopy fabric.



Example of bordering

Valance DeLuxe

All-round in-vogue design. The recessed valance position prevents rainwater from flowing down over the advertising surface, i.e. no stains. Moreover, the valance can no longer be turned up by wind and rain. DeLuxe is the optimum solution for clearly visible, clean ad-printing. Please note that height measurements of SCHATELLO and ALBATROS parasols with DeLuxe valances must be reduced by 10 cm.



DeLuxe valance

Screw-in ground anchor



The screw-in ground anchor has proven ideal for state-of-the-art foundations. No digging, no concreting necessary. Below: a chart showing that groundscrew installation is more time and cost efficient than concreting

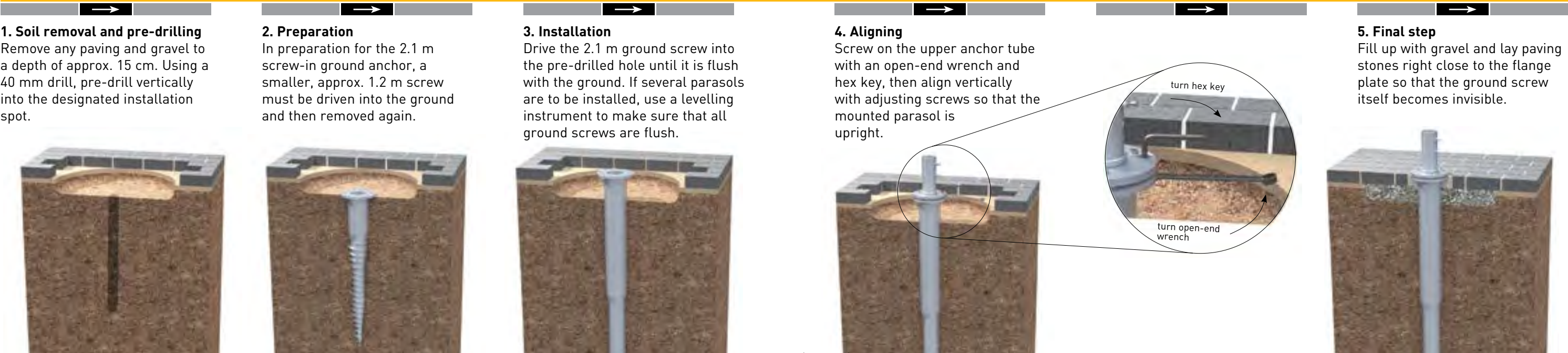
Concreting	Ground screw installation
Installation workers have to make two journeys because of waiting time for concrete to cure.	Just one person comes to take a soil sample. The next time, the screw-in ground anchor is installed. No installation waiting-time.
concrete, gravel and water needed.	only the ground screw needed.
soil excavation necessary.	installed with a special groundscrew driver.
costs of excavation and disposal of spoil.	soil is only shaken up and shifted somewhat.
cannot be relocated.	relocation possible.
surrounding area spoiled by excavation work.	surrounding area remains unspoiled.
weather-dependent.	installation possible even in frosty ground.



National Garden Show 2011, in Koblenz

Ground screw installation in 5 steps

approx. 30 minutes for steps 1-5



upper part



screw-in ground anchor

Product information

Basically, the installation system consists of two components: the screw-in ground anchor and the parasol upper anchor tube.

Screw-in ground anchor

The ground screw is driven vertically down into the ground until the flange plate is absolutely level with the ground. Due to the conical shape of the shaft, the soil is compressed, providing maximum stability and security. With the help of a Krinner driver, screw-in anchors can be installed into ground up to soil class 4. Special installation machinery may be necessary for higher soil classes.

Upper anchor tube

The upper anchor tube is fastened to the flange plate of the ground screw with three screws. By means of three adjusting screws the parasol pole is aligned into an upright position.

Environmentally-friendly

The entire surroundings remain unspoiled and in original condition, so there is no surface area coverage.

Statics test

To eliminate any risks, parasols installed with screw-in ground

anchors and upper anchor tubes have been static-tested for use in soil classes 3-7 and windforce 4.

Preparatory measures

Before placing your order, please make sure that there are no gas, water, power or other supply lines in the vicinity of the designated spot for the ground screw that could be damaged during installation. Customers are required in advance to declare their own responsibility and liability concerning this matter in writing.

Installation machinery

For information and services concerning installation machinery for screw-in ground anchors please contact one of the "Krinner Groundscrew" trade partners at: www.krinner.com

You will require the following Krinner attachment: Z1 Attachment F 1234567.

A company employee will first pay an on-site visit to take a soil sample. This will determine whether your screw-in ground anchor can be installed with a groundscrew driver or if special installation machinery is needed. Installation costs will depend on the services required.

Printing

Add on benefits to your parasol

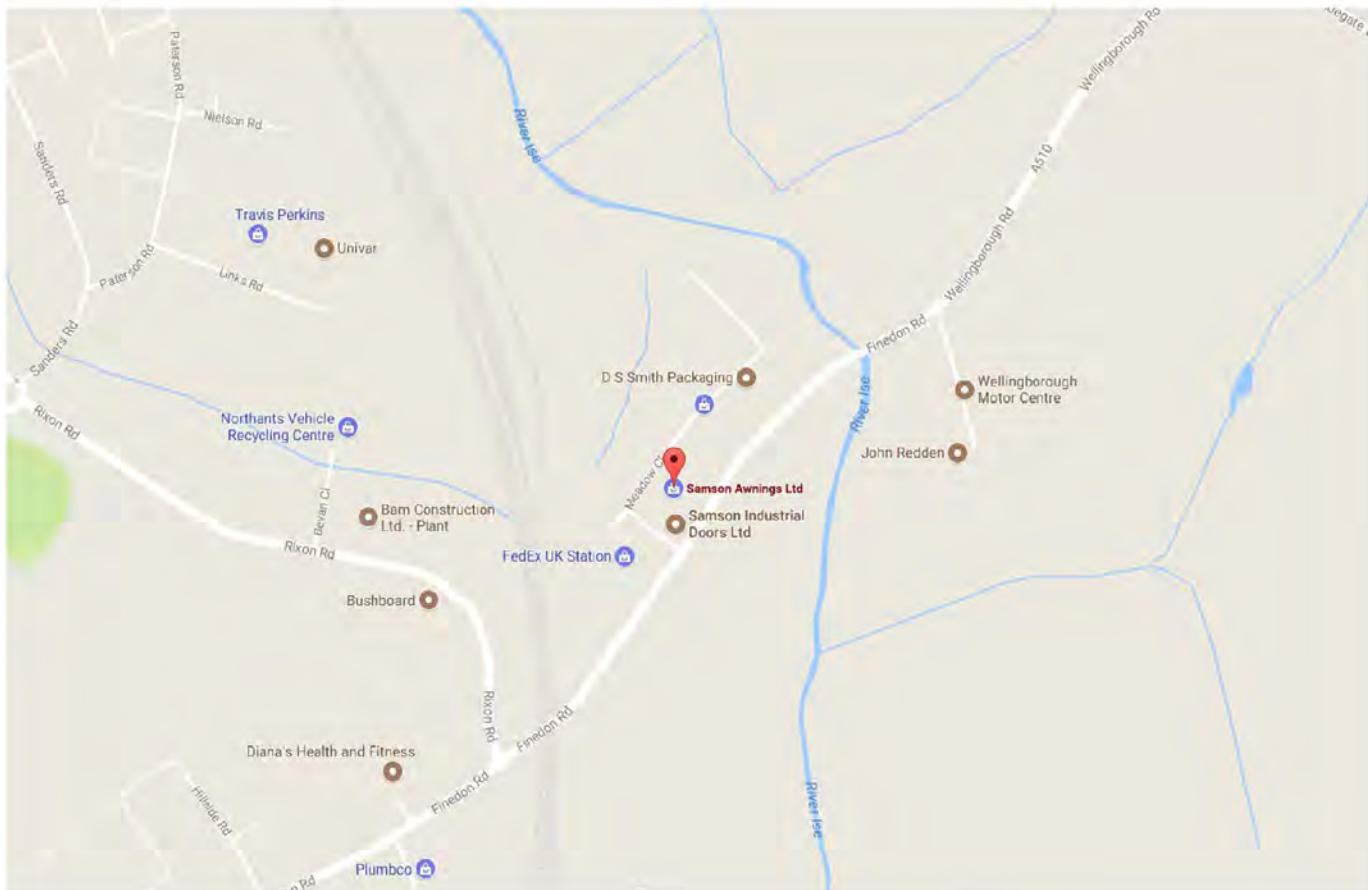
Decide for a successful local marketing. With printings on the valances you reach the eye level of your customers. Large, ey-catching motives can be placed onto the canopy. You decide if they are legible from above or from below.

A printed protection sleeve provides a perfect advertising space that achieves a powerful marketing even in the off-season when the parasol is closed. We will be happy to assist you – from the first sketch to the expressive final product.



For more information about printings see the MAY brochure „Printing guidelines“.

Dimensional tolerance approx. 5%.
Intermediate and special sizes on request.
We reserve the right to make technical modifications to improve our products.



Nationwide delivery and installation service

**6-8 MEADOW CLOSE
ISE VALLEY INDUSTRIAL ESTATE
FINEDON ROAD
WELLINGBOROUGH
NN8 4BH**

**EMAIL: ENQUIRIES@SAMSONAWNINGS.CO.UK
TELEPHONE: (01933) 448844
MON - FRI 8:30AM - 5:30PM**

