



www.weinor.com

Enjoy life
on your patio
with weinor

Relax al Fresco | **weinor**



WGM 1030
flat unit



WGM 1030
multi-section units

WGM 1030 flat unit

For conservatory roofs, whatever the shape

Technical details

- Protective brushes built into the box reduce the entry of rainwater
- Patented carriage system for one-sided wind loads (angle adjustment up to 10°)
- Incorporates tex rope developed for use at sea
- Patented line reel
- Rotary tensioning system built into the front rail and pre-tensioned
- Small overhang of box at side, 5.5 mm
- Distance tubes for wide units and ones with large projection
- Large selection of support brackets
- Maintenance-friendly with removable service cover

Maximum size of single-section flat unit

- Max. canvas size 16 m²
- Up to 450 cm wide
- Up to 500 cm projection

Optional extras

- WeiTronic see explanatory pages
- Accessories: optional heating and lighting
- Limited option to use Soltis®
- Contrasting end caps

Versions

- Flat units
- Multi-section units with up to 4 sections

Width	_____
Projection	_____
Options	_____
Assembly	_____
Vat	_____
Total	_____

*WGM 2030 Design*

WGM 2030 Design flat unit

For conservatory roofs, whatever the shape

Technical details

- Gutter in front rail
- Protective brushes built into the box reduce the entry of rainwater
- Patented carriage system for one-sided wind loads (angle adjustment up to 10°)
- Incorporates tex rope developed for use at sea
- Patented line reel
- Rotary tensioning system built into the front rail and pre-tensioned
- Small overhang of box at side, 19 mm
- Distance tubes for wide units/units with large projection
- Large selection of support brackets
- Maintenance-friendly with removable service cover
- Easy tensioning with bevel gears in front rail
- Motor drive is standard

WGM 2030 Design versions

- Flat units
- Multi-section units with up to 4 sections

Maximum size of single-section flat unit

- Up to 650 cm wide
- Up to 650 cm projection

Optional extras

- WeiTronic see explanatory pages
- Accessories: optional heating and lighting
- Limited option to use Soltis®
- Contrasting end caps

Width _____

Projection _____

Options _____

Assembly _____

Vat _____

Total _____

*WGM Sottezza under a WeiTop Terrazza**WGM Sottezza**WGM Sottezza Lux*

WGM Sottezza/Lux

Perfect sun and glare protection for your patio

Technical details

- Ideal for creating a shaded area under a WeiTop Terrazza patio roof
- Tensioners built into the guide rails
- Versions with and without box floor (possible)
- Always fitted under a protective roof
- Minimum roof inclination 5°
- Motor drive is standard
- Hand winder available

WGM Sottezza Lux lighting system

- Lux version only available on units with motor drive
- Factory fitted with low voltage lamps
- Built-in electronic transformers
- Separate light bar

Versions

- Flat unit
- Multi-section units

Maximum sizes of single section

- Up to 600 cm wide
- Up to 600 cm projection
- Fabric may sag with larger projection

Optional extras

- WeiTronic see explanatory pages
- WeiTronic Combio-868 ML
- Accessories: optional heating and lighting
- Limited option to use Soltis®

Width _____

Projection _____

Options _____

Assembly _____

Vat _____

Total _____



Plaza Home



Plaza Home

Plaza Home

Textile elegance

Technical details

- Projection depends on width of unit
- Especially suited to wind-exposed areas
- Ideal for installation on "difficult" facades
- Low impact load on house wall from unit
- Overhang: 20 – 100 cm
- Adjustable angle bracket
- Potential pitch range of unit: 5°–45°
- Screw connected to posts
- With motor as standard



WeiTex collection
Patterns in polyester

Further polyester fabrics available from weinor's WeiTex fabric collection for the awnings

- Ideal for large units
- Minimal creasing and wrinkling
- Long-lasting brilliant colour
- High UV resistance

Maximum size single-section flat unit

- Max. shaded area 24 m²
- Up to 600 cm wide
- Up to 400 cm projection

Optional extras

- WeiTronic see explanatory pages
- Accessories such as heating system and lighting
- Installation on Duofix supporting structure
- Multiple units possible
- Structural steel reinforcement
- Distance tube

Width _____

Projection _____

Options _____

Assembly _____

Vat _____

Total _____



*Plaza Pro one of the company's
Patio Environment products has won the
renowned 2011 "iF product design award"*



*Plaza Pro
with Light Bar Lux*




Plaza Pro

Plaza Pro

The spacious weather roof



Technical details

- Ideal for installation on "difficult" facades
- Especially suited to wind-exposed areas
- Low impact load on house wall from unit
- Adjustable angle bracket with screw connection to crossbeam
- Potential pitch range of unit: 5°–45°
- Patented carriage system ensures safe and smooth opening and retraction, even in the face of side winds
- High fabric tension due to tried-and-tested tensioning system integrated into the front rail
- Controlled rain drainage on multi-section units due to matching cover plate
- With motor as standard
-  WeiTex collection
Patterns in polyester

Further polyester fabrics available from weinor's WeiTex fabric collection for the awnings

- Ideal for large units
- Minimal creasing and wrinkling
- Long-lasting brilliant colour
- High UV resistance

Maximum size single-section flat unit

- Max. shaded area 30 m²
- Up to 500 cm wide
- Up to 600 cm projection
- Multi-section unit available on request

Optional extras

- WeiTronic see explanatory pages
- Accessories such as heating system and lighting
- weinor substructure element or parapet
- Installation on Duofix supporting structure
- VertiTex and Aruba vertical awnings
- Fabric trapezium
- Distance tube

Width	_____
Projection	_____
Options	_____
Assembly	_____
Vat	_____
Total	_____



*WeiTop Terrazza Plus
Roof overhang*

WeiTop Terrazza/Terrazza Plus

A well-protected space in the open

Technical details

- Patio roof available with roof beams "L" (large) and "S" (small)
- Pitch: 5° – 45°
- No thermal separation
- Pillars with integratable rainwater drainage
- Indented posts available
- Steel strengtheners in roof gutter can be pushed in to form larger apertures
- Stops for vertical sections
- Shades can be fitted: on request holes can be pre-drilled for support brackets
- The perfect addition to the WeiTop Terrazza: the WGM Sottezza/Lux

Maximum sizes WeiTop Terrazza "L"

- Up to width of 1050 cm
- Up to depth of 600 cm

Maximum sizes WeiTop Terrazza gable roof "L"

- Up to width of 650 cm
- Up to depth 650 cm

Maximum sizes WeiTop Terrazza "S"

- Up to width of 1050 cm
- Up to depth of 300 cm


Versions

- Rectangular pent roof
- Gable roof only available with roof beam "L" (large); Roof pitch: 5° – 45°
- Special versions for WeiTop Terrazza
 - Roof overhang
 - Offset from wall
 - Balcony section
- Other sizes and roof shapes on request

Optional extras

- Glass side elements
- Accessories: optional heating and lighting
- Matching awnings

Width	_____
Projection	_____
Options	_____
Assembly	_____
Vat	_____
Total	_____



reddot design award
winner 2009

weinor Glasoase®

From a WeiTop Terrazza to a weinor Glasoase®

Vertical glass elements make it possible

Maximum sizes

Fixed Glazing w50-c

- Up to 500 cm wide
- Up to 240 cm high
- Glass thicknesses: 6, 8, 10, 24 mm

Window w50-c

- Up to 150 cm wide
- Up to 240 cm high
- Glass thicknesses: 6, 8, 10, 24 mm

Parallel tilt-and-slide Door w50-c

- Up to 600 cm wide
- Up to 240 cm high
- Glass thicknesses: 6, 8, 10, 24 mm

Door w50-c

- Up to 110 cm wide
- Up to 250 cm high
- Glass thicknesses: 6, 8, 10, 24 mm

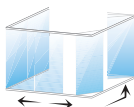
All-Glass Sliding Door w17-c

- Up to 1000 cm wide
- Up to 240 cm high
- Glass thicknesses: 6, 8, 10 mm



All-Glass Sliding Revolving Door w26-c

- Up to 800 cm wide
- Up to 240 cm high
- Glass thicknesses: 6, 8, 10 mm



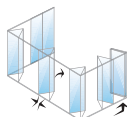
All-Glass folding door w39-c

- Up to 800 cm wide
- Up to 240 cm high
- Glass thicknesses: 6, 8, 10 mm



All-Glass revolving folding door w49-c

- Up to 1200 cm wide
- Up to 240 cm high
- Glass thicknesses: 6, 8, 10 mm



Other sizes, shapes and designs
available on request

*WeiTop Vivienda**WeiTop Vivienda*

WeiTop Vivienda

Your conservatory filled with light and life

Technical details

- Beautiful, filigree look
- Slim, round posts
- Overhead statics
- Thermal separation
- Roof pitch: 5°– 35°
- Optionally available with steel in front support – enables greater widths without having to increase the number of posts
- In-built water drain in post available
- All current glazing elements can be used
- Existing structural statics
- Snow load: 750 N/m²
- Support bracket provision available if needed for roof-mounted awnings/shades
- Various head elements available
- Seal grommets 25, 28, 30, 32 mm

Maximum size

- 1050 cm wide x 500 cm deep
- Width of hip: up to 100 cm
- Width of head elements: up to 100 cm

Versions

- Pent roof
- Hipped pent roof
- Pent roof, sloping forwards with hipped side
- Other roof types available on request

Shadings for the WeiTop Vivienda roof

- WGM family (roof-mounted)
- WGM Sottezza (under-mounted)
- Aruba family (vertical)
- VertiTex WeiTop

Optional extras

- Glass side elements
- Thermally separated posts
- Accessories such as heating and lighting options
- Matching shadings

Width	_____
Projection	_____
Options	_____
Assembly	_____
Vat	_____
Total	_____



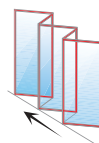
WeiTop Vivienda

Flexible, vertical glass elements
that meet your individual requirements

Maximum sizes

Folding partition w60-w

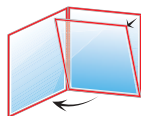
- Up to 700 cm wide
- Up to 300 cm high
- Glass thicknesses: 24, 28 mm
- 2 to 7 leafs



Folding partition

Festverglasung w70-w

- Up to 440 cm wide
- Up to 240 cm high
- Glass thicknesses: 24, 28 mm



Window, door

Fenster w70-w

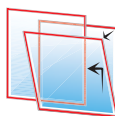
- Up to 150 cm wide
- Up to 240 cm high
- Glass thicknesses: 24, 28 mm

Tür w70-w

- Up to 110 cm wide
- Up to 250 cm high
- Glass thicknesses: 24, 28 mm

Parallel-Schiebe-Kipp-Tür w70-w

- Up to 600 cm wide
- Up to 240 cm high
- Glass thicknesses: 24, 28 mm



*Parallel tilt-and-slide
door*

*Other sizes, shapes and designs
available on request*



Duofix



Duofix

Duofix

Independent from house and wall

Technical details

- Modular product add-ons for Opal Design/Lux, Topas with hood or Plaza Pro products
- Not available with Valance Plus
- Choice of ground sleeves or fixing plates for securing to ground
- Installation on open spaces

Maximum size

- Up to 6.5 m wide
- Height is calculated on the basis of a pitch of 14° and a pass line height of 1.90 m
- Multi-section units possible

Optional extras

- Framework of floor-mounted base can be powder-coated
- Accessories such as heating and lighting
- WeiTronic see explanatory pages



Duofix with Topas with hood



Duofix with Opal Design



Duofix with Plaza Pro

Width _____

Awning _____

Options _____

Assembly _____

Vat _____

Total _____



weinor
WeiTex

WeiTex collection
Patterns in polyester

weinor fabrics – in all their fascinating beauty

weinor moments and WeiTex

- Use the best-available components
- High fade resistance and brilliant colour due to dye in the base material (spinneret dyed)

weinor moments

- 140 choice patterns
- High-quality acrylic

weinor WeiTex

- 30 modern, choice patterns
- Latest combinations of materials based on high quality polyester
- High elasticity due to memory effect – significantly less wrinkling, good fabric positioning and reduced side trim lengths

weinor WeiTex Classic

- Its lighter weight reduces fabric sagging to a minimum
- Especially suited to awnings and Plaza Home

weinor WeiTex Pro

- High lateral stability due to tighter weave
- Ideal for large and heavily-used units

High-tech Soltis® fabrics

- With micro-ventilation to allow air through

www.weinor.com

Your dealer will be happy to advise you.

We reserve the right to make technical changes. For technical reasons the colours may appear slightly different in print.

Relax al Fresco I

weinor



VertiTex WeiTop



VertiTex Universal



reddot design award
winner 2008

VertiTex WeiTop/Universal

Vertical awning for sight and weather protection

Technical details

- One unit up to 600 cm in width
- Significantly fewer creases in the fabric thanks to the patent pending "floating bearing"
- Easy to assemble and "virtually invisible" due to the small cassette
- Selection of seamless acrylic fabrics from the fabric collections moments and Soltis® 86
- If Soltis® fabrics are used: high light reflecting properties that still let you look out
- Motor-driven as standard

VertiTex WeiTop

- Simply hang the shading into the WeiTop Vivienda and Terrazza roof gutters
- Ideal for retrofitting
- Independent from inwards opening glazing elements
- Available with weinor Transparento fabrics

VertiTex Universal

- Easily assembled on window frames or in the embrasure

VertiTex Universal with rail guide and zip-system

- Windproof and lightproof
No light slits between fabric and guide rail

Maximum size

VertiTex WeiTop/VertiTex Universal and VertiTex Universal with rail guide and zip-system

- Width 600 cm
- Unit height: 240 cm
- VertiTex Universal rope/rail guide
- Unit height: 400 cm up to 350 cm width
- Unit height: 240 cm up to 600 cm width

Optional extras

- WeiTronic see explanatory pages
- Soltis® 92, selection of Soltis® 93,

Width	_____
Projection	_____
Options	_____
Assembly	_____
Vat	_____
Total	_____



Aruba Open with Wire Guides



Aruba Open with Droparm



Aruba Open with Wire Guides

Aruba Open, with Wire Guides, and Droparm

Simple solutions for providing shade

Technical features of wire guide version

- Guided by stainless steel wires at the side
- Special guide and centring technology prevents the guide profile from jamming
- Combined wall and ceiling bracket
- Motor drive is standard

Technical features of droparm version

- Floating bearing drop profile connection: more movement possible in one-sided wind loads
- With motor as standard

Version Aruba Open Vertical

- Single-section units only

Maximum size Aruba Open with Wire Guides

- Width 550 cm x unit height 240 cm

Maximum size Aruba Open with Droparm

- Width 550 cm
- Arm length: 80, 100, 120 cm

Optional extras

- WeiTronic see explanatory pages
- Limited option to use Soltis®

Width _____

Projection _____

Options _____

Assembly _____

Vat _____

Total _____



Aruba Round Vertical



Aruba Round Vertical



Aruba Carré Vertical

Aruba Carré/Round Vertical

Vertical blinds and design elements

Technical details

- Guide tracks or guided by stainless steel wires at sides
- Fabric and bottom rail retract completely into the box
- Floating connection with bottom rail: more movement possible in side winds
- Various brackets
- Smooth running due to special cradle design
- Boxes visually the same, can be combined with all Aruba versions
- Motor drive is standard

Maximum size Aruba Vertical (wire or track version) single-section

- Width 400 cm x unit height 260 cm

Optional extras

- WeiTronic see explanatory pages
- Limited option to use Soltis®

Versions

Aruba Vertical

- Single-section units
- Multi-section units up to 4 sections

Width _____

Projection _____

Options _____

Assembly _____

Vat _____

Total _____



Aruba Round Markisolette



Aruba Carré Droparm



Aruba Round

Aruba Carré/Round Droparm or Markisolette

Vertical shade with a view of the outside world

Technical details Aruba Droparm

- Gutter in front rail
- Floating connection with bottom rail: more movement possible in one-sided wind loads
- Secure box closure
- Various brackets
- Maintenance friendly with removable service cover on box
- Boxes visually the same, can be combined with all Aruba versions
- High level of tension in arms with internal tension springs
- Motor drive is standard

Technical details Aruba Carré/Round Markisolette

- Guided in tracks
- Floating connection with bottom rail
- Box closure
- High level of tension in arms due to built-in springs
- Height adjustable arm joint incorporating safety wind protection mechanism
- Motor drive is standard

Aruba Carré/Round Droparm or Markisolette versions

- Single-section units
- Multi-section units up to 4 sections

Maximum size Aruba Droparm (single-section)

- Width 400 cm

Maximum size Aruba Markisolette (single-section)

- Width 400 cm x unit height 260 cm

Optional extras

- WeiTronic see explanatory pages

Width	_____
Projection	_____
Options	_____
Assembly	_____
Vat	_____
Total	_____



Sliding skylight WeiTop DS



*Roof vent
WeiTop DL*



WeiTop DS

Sliding skylight WeiTop DS and Roof vent WeiTop DL

Enjoyably fresh conservatory climate

Technology sliding skylight WeiTop DS

- Quickly reduces heat accumulation in the conservatory
- Available and retrofitable for all popular conservatory and terrace roofs
- Operates with adjoining shadings too
- Roof pitch 5°–45°
- Incl. motor
- For roofings 10–32 mm
- Glas thickness of skylight 28 mm

Maximum size WeiTop DS

- Width 565 – 1000 mm
- Unit height 900 – 1600 mm
- Special sizes upon request

Technology roof vent WeiTop DL

- Continuous ventilation of the conservatory with model DL 460
- Performance stagelessly adjustable
- Can be colour matched to conservatory

- Available and retrofitable for all popular conservatory and terrace roofs
- Roof pitch 5°–45°
- For panel thickness 23/30/32 mm (warm roofs) and 10/12/16 mm (cold roof)
- Incl. motor (230 V) mit 500 cm cable
- Low power consumption
- Actual volume flow 460 m³/h

Maximum size WeiTop DL 460

- Width 600 – 990 mm
- Depth 490 mm

Options WeiTop DS and WeiTop DL

- WeiTronic see explanatory pages

Model _____

Size _____

Options _____

Assembly _____

Vat _____

Total _____



Light Bar
Lux Design




Tempura Heating
System



Light Bar Lux/Lux Design and Tempura Heating System

Technical details Tempura

- Swivelling housing (angle adjustment)
- Original "Gold Tubes"
 **HeLeN**
- Original **CLICK-FIT** system for easy tube replacement
- Special brackets for Opal series
- Universal brackets

Technical details

Tempura Heating System

- 230 V; 50 Hz; 1500 W; IP24 can be controlled with:
- **WeiTronic Combio-868 HD** 1.5 kW, controls and adjusts Tempura Heating System (optional)

Technical details Light Bar Lux/Design

- Lamp housing in same colour as bar
- Mounting:
screws for fitting to WeiTop-roof. Brackets adjustable for fitting to wall or other weinor products
- AC 230 Volt/50 Hz;
7 x max. 20 Watt controlled with:
- **WeiTronic Combio-868 LD**, controls and adjusts Light Bar Lux. Integrated into product.

Tempura _____

Light Bar
Lux _____

Assembly _____

Vat _____

Total _____



WeiTronic Remoto

WeiTronic
Astro-Tec-868

WeiTronic

Modern remote control technology – easy to use

WeiTronic remote control

- **WeiTronic Remoto 1**, controls one receiver or one group of receivers
- **WeiTronic Remoto 1M**, controls the above and activates/deactivates automatic operation of a WeiTronic Lumero-868, WeiTronic Aero-868 or WeiTronic Sensero-868 from manual to automatic mode
- **WeiTronic Remoto 5**, controls up to five receivers or five groups of receivers
- **WeiTronic Remoto 5M**, controls the above and activates/deactivates automatic operation of a WeiTronic Lumero-868, WeiTronic Aero-868 or WeiTronic Sensero-868 from manual to automatic mode

WeiTronic remote control receivers

- **WeiTronic Combio-868 MA**, controls conventional motors
- **WeiTronic Combio-868 HD** 1.5 kW controls and adjusts the Tempura Heating System
- **WeiTronic Combio-868 ST** remote control socket for connection of various current consumers up to a maximum of 2000 W. Only for use in dry rooms.
- **WeiTronic Combio-868 LD-AB**, controls and dims the Light Bar Lux. Integrated into the product (reverse phase dimmer).
- **WeiTronic Combio-868 LD-AN**, suitable for fans, wound transformers, filament lamps (reverse phase dimmer)

WeiTronic wall control unit

- **WeiTronic Unitec-868** wall control unit for simple wall mounting. Controls one receiver or one group of receivers.
- **WeiTronic AstroTec-868** remote control time switch to control awnings and to switch the heating system Tempura on and off at pre-set times

Option 1 _____

Option 2 _____

Option 3 _____

Assembly _____

Vat _____

Total _____



*WeiTronic
Aero 868 AC*



*WeiTronic
Aero 868 solar*

WeiTronic sensors

Responsive technology, delivers at highest level

WeiTronic Sensor

- **WeiTronic Sensero-868, AC 230 Plus**
sun-wind-rain combo sensor, 230 V power, controlled using the WeiTronic Remoto 1M or 5M. Opens the awning automatically in the sun and closes it in the rain and wind.
- **WeiTronic Aero-868 AC 230**
sun and wind sensor, 230 V power, controlled by WeiTronic Remoto 1M and 5M. Retracts the awning automatically in windy conditions and opens it in the sun.
- **WeiTronic Aero-868 solar**
sun and wind sensor, operated with a solar cell, activated and deactivated by WeiTronic Remoto 1M and 5M. Retracts the awning automatically in windy conditions and opens it in the sun.
- **WeiTronic Lumero-868**
sensor, operated with a solar cell; controlled using the WeiTronic Remoto 1M or 5M. Opens the awning automatically in the sun.



*WeiTronic
Lumero-868*



*WeiTronic Sensero-
868 AC 230 Plus*

- **WeiTronic Agido-868**
Acceleration sensor, battery powered (2 x 1.5 V; Typ AAA), no wiring required. Retracts the folding arm awning when vibrations or other movements are detected, standard for folding arm awnings.

Option 1 _____

Option 2 _____

Option 3 _____

Assembly _____

Vat _____

Total _____



Durability and safety through quality

Frame colours for sun protection units

- 47 standard RAL colours, plus 8 trend colours for a small additional charge
- A further approx. 150 optional RAL colours
- Small parts powder-coated in façade quality 47 frame colours in façade quality at no extra cost

Identical colours thanks to our all-in-one coating process

The weinor high-tech powder-coating plants in Cologne and Moeckern make it possible: impact and scratch resistant silky lustre colours (gloss level $70 \pm 5\%$) at no extra cost. Ultramodern technology and the highest standards guarantee top weinor quality. Even when using completely different products (e.g. awning, lighting, heating), you can be sure that the colour will be absolutely identical and have exactly the same gloss level.

Whatever your heart desires

Would you prefer your weinor product to be in a different colour from the



standard ones? If so, for only a small extra charge, you can choose the right shade from about 150 other RAL colours.

Identical colours for all products: Trend colours

This is a finely structured powder coating with metallic or iron look. These coatings are scratch resistant and durable while their structured looks make them particularly suitable for conservatories, patio roofs and conservatory awnings.

[illegible]