



**Improve the landscape  
of your lifestyle**

*Lakeland*  
AWNINGS



**Make the most of outdoor living whatever the weather with a stylish awning offering shade and shelter. Available in a variety of designs and fabrics and with a choice of mounting brackets and operations, you can choose an awning that complements your home perfectly.**

Lakeland awnings are supplied by a UK based manufacturer located in the North-West of England, home to the beautiful and elegant Lake District.

Established for over 22 years in the home improvement market, Lakeland Awnings is supported by a wealth of technical knowledge, expertise and excellent customer care.

Each Lakeland awning uses the highest quality materials and is built by highly skilled technicians using the most up to date machinery. Each awning is carefully checked, **CE** marked and packaged.

Installation is quick and easy, taking a matter of hours and will be carried out by a trained and approved installer.

With a 5 year guarantee, you can be sure that your Lakeland awning will be a lasting and valuable edition to your home providing years of protection and enjoyment.



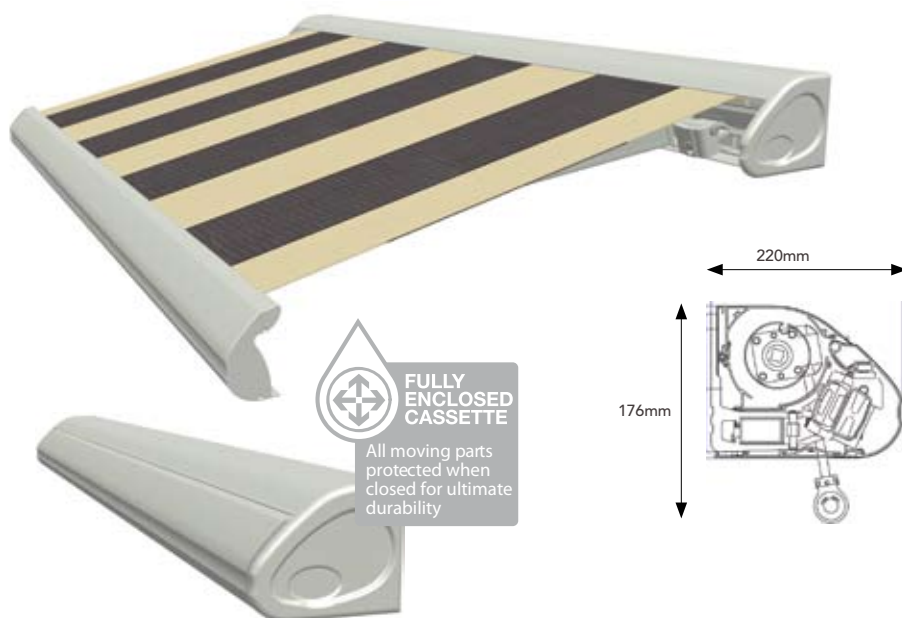
*Lakeland*  
AWNINGS



# Derwent

Solid, stylish design ideal for large spaces

## Retractable Awning



The **Derwent's** robust design and solid construction results in long-lasting durability. This awning offers ultimate style and engineering and is ideal for frequent or prolonged use.

With a maximum width of 7500mm, this is ideal for making the most of large outdoor spaces.

### Paint finish



**Bright White** RAL 9010



**White Cream** RAL 9001



**Silver Anodized Aluminium**



**Anthracite Grey** RAL 7016\*

Other colours available at a surcharge

**Minimum Width** 2480mm

**Maximum Width** up to 7500mm

**Minimum Projection** 1500mm

**Maximum Projection** up to 3500mm

**somfy** Fitted with a **Somfy® Motor** as standard.

\*Surchargeable

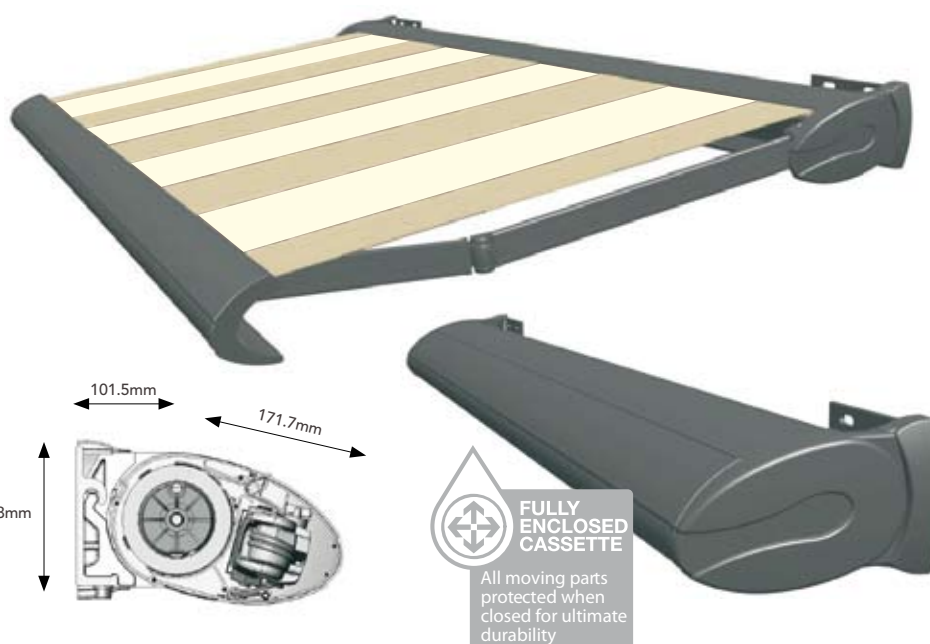




# Coniston

Perfect for creating a contemporary outside living space

## Retractable Awning




The **Coniston**, with a unique design and olive shaped end-caps is at the forefront of awning development. A step away from the traditional, this creates a defined modern space with an 'alfresco' atmosphere that will be the talking point of your home.

### Paint finish



**Bright White** RAL 9010



**White Cream** RAL 9001



**Silver Anodized Aluminium**



**Anthracite Grey Textured** RAL 7016\*  
Hard-Wearing finish

Other colours available at a surcharge

**Minimum Width** 1880mm  
**Maximum Width** up to 6000mm  
**Minimum Projection** 1500mm  
**Maximum Projection** up to 3500mm

**somfy** Fitted with a **Somfy® Motor** as standard.

\*Surchargeable





# Ennerdale

The timeless design that's a real classic

## Retractable Awning



The **Ennerdale** is a classic in awning design. The discreet cassette shape ensures that the Ennerdale sits neatly on the facade.

This is an ideal choice for those looking for a more traditional design.

### Paint finish



**White Cream RAL 9001** **Silver Anodized Aluminium**

Other colours available at a surcharge

**Minimum Width** 1860mm  
**Maximum Width** up to 5500mm  
**Minimum Projection** 1500mm  
**Maximum Projection** up to 3000mm


**somfy** Fitted with a **Somfy® Motor** as standard. Manual option available.



# Kentmere

Simple and compact, designed for versatility

## Retractable Awning



The **Kentmere's** simple and compact design make it the most versatile awning in the Lakeland range. Incorporating a cassette height of only 122mm, it allows for fitting in a variety of applications from single stories to under balconies.

### Paint finish



**White Cream RAL 9001** **Silver Anodized Aluminium**

Other colours available at a surcharge

**Minimum Width** 1830mm

**Maximum Width** up to 5500mm

**Minimum Projection** 1500mm

**Maximum Projection** up to 3000mm

**somfy.**

Fitted with a **Somfy® Motor** as standard. Manual option available.





# Stunning Fabrics

The design of your awning can really transform the look and feel of your outside space and so it's important to take time choosing from our stunning range of fabrics.

Consider the atmosphere you wish to create, yellow and orange tones create a warming environment whereas blues and greens will set a cooling, calming tone. Think about how your awning will be used and pick a fabric to suit this. Choose from plain colours, block stripes and special designs to give your awning a personal touch and create the perfect look for your home.




Our fabrics have a UV rating of at least 90% (and 99% UVB radiation), regardless of the colour so you can enjoy the sun safe in the knowledge that your Lakeland Awning offers you shade and sun protection.

The fabrics are woven from 100% dyed-in-the-mass acrylic fibres, which give exceptional colour fastness against strong sunlight and weather. The fabric is also treated, ensuring complete resistance to water, dirt, oil, grease, algae and mould. This all simply means that for the lifetime of your awning the fabric won't fade or deteriorate.



Many more fabric designs available. Please ask to see our swatch book for the full range.



Available with wavy, straight or no valance option.



# Packages

Make the most of outdoor living. Choose from our range of accessories and packages to ensure your awning works in harmony with your lifestyle.

## Lakeland Family Robust and protective - a package perfect for family life



Recommended: Sun & wind sensor for ultimate protection plus a shock and water resistant hand transmitter.



Optional: Add heating and lighting to make the most of your awning even after dark.



somfy

## Lakeland Deluxe Ultimate style - Create the perfect space to relax and entertain



Recommended: To make the most of your awning choose motion and sun sensors for control; heating and lighting for comfort and a stylish handset for ultimate convenience.



somfy

## Lakeland Home Protect soft furnishings and provide shade inside and out



Recommended: To protect furnishings and provide shading inside and outside choose a sun and wind sensor and convenient hand transmitter.



somfy



# Piazza Patio Roof

Permanent protection from the elements



Made from extruded aluminium and durable polycarbonate the **Piazza Patio Roof** is an ideal solution offering permanent protection from the elements. With such a wide choice, you are sure to find a look perfect to suit your outside space. The **Piazza Patio Roof** is quick and easy to install, taking no more than two days in most applications.

Adding lighting to the Piazza Patio Roof ensures that you make the most of your outside space.

[www.lakelandawnings.co.uk](http://www.lakelandawnings.co.uk)

The **Piazza Patio roof** is ideal for those looking for a permanent and stylish cover for their patio or garden allowing you to make the most of outdoor living.

## Paint finish



**Bright White** RAL 9010



**Brown** RAL 8014



**Green** RAL 6009



**Anthracite Grey**  
RAL 7016

Other colours available at a surcharge

**Minimum Width** 2500mm  
**Maximum Width** up to 7000mm  
**Maximum distance between vertical supports** 3500mm (2600mm in Scotland)  
**Minimum Projection** 2000mm  
**Maximum Projection** up to 3000mm




# Piazza Carport

The protective, attractive and simple carport solution


The **Piazza Carport** is a perfect solution for the conscientious car-owner. Made from extruded aluminium and durable polycarbonate, the Piazza Carport is available in a wide range of colours and is an attractive addition to your home

Available in a range of sizes and colours with a maximum width of 7000mm and maximum panel length of 3500mm this product is suitable for almost any style of home.



The **Piazza Carport** is available in a range of colours and with lights as an optional extra. It is easy to install taking only two days in most applications.


## Paint finish



Bright White RAL 9010



Brown RAL 8014



Green RAL 6009



Anthracite Grey  
RAL 7016

Other colours available at a surcharge

**Minimum Width** 2500mm

**Maximum Width** up to 7000mm

**Maximum distance between vertical supports** 3500mm (2600mm in Scotland)

**Minimum Projection** 2000mm

**Maximum Projection** up to 3000mm





# SeceuroGlide

Combining great design and exceptional build quality, the **SeceuroGlide** range of roller garage doors offers attractive, effortless protection for your home.



Available with remote control or manual options, the **SeceuroGlide** series blends the convenience of power operation with smooth, vertical opening and the benefits of insulation to provide the perfect solution for your garage.

All **SeceuroGlide** doors are made to measure and can be finished in a range of colours or high quality wood-grain finishes.

For information on the complete range visit [www.rollergaragedoors.co.uk](http://www.rollergaragedoors.co.uk)



**SECEUROGLIDE™**  
INSULATED ROLLER GARAGE DOORS



# Awnings Specifications



	DERWENT	CONISTON	ENNERDALE	KENTMERE
Min width mm	2480	1880	1860	1830
Max width mm	7500	6000	5500	5500
Min Projection mm	1500	1500	1500	1500
Max Projection mm	3500	3500	3000	3000
Motor	somfy.	somfy.	somfy.	somfy.
Colours	Silver Anodized Bright White RAL 9010 White Cream RAL 9001 Anthracite Grey RAL 7016	Silver Anodized Bright White RAL 9010 White Cream RAL 9001 Anthracite Grey Textured RAL 7016	Silver Anodized White Cream RAL 9001	Silver Anodized White Cream RAL 9001
Guarantee	5 years	5 years	5 years	5 years



Lakeland awnings are extensively tested to comply with EN standard 13561:2004. Each awning is carefully checked, CE marked and packaged. Installation is quick and easy, taking a matter of hours and will be carried out by a trained and approved installer.

**SWS**  **UK**

[www.lakelandawnings.co.uk](http://www.lakelandawnings.co.uk)



All Lakeland Awnings are covered by a comprehensive 5 year guarantee

Your approved Lakeland Awnings supplier: