



NEW
All-glass sliding door w17-c



Filled with light – with nature in full view

weinor's Glasoase® provides the ideal shelter and an unrestricted view – when the weather takes a turn for the better, the flexible glass elements provide *a smooth transition to the outside world*

www.weinor.com

Relax al Fresco |





Your feel-good area for an extended patio season

Enjoy your patio equipped with the weinor Glasoase®
until well into autumn!



Well-engineered technology and aesthetic looks rolled into one – savour the light-filled space and outdoor feel that weinor's Glasoase® provides.

Let a place filled with light and transparency work its magic on you: the flexible glass elements allow weinor's **Glasoase®** to be as varied as your wishes – completely protected from the weather or as an uncovered space in the outdoors. weinor's **Glasoase®** incorporates its tried-and-tested **WeiTop Terrazza** patio roof which can be combined with numerous types of side glazing.

*Ideally sheltered yet still
in the midst of the outdoors:
frameless glass fronts provide a
spectacular panoramic view.*



Shape and design – tailor-made to meet your needs

Choose the shape and design for your **Glasoase®** to meet your personal needs and blend in with your house and garden.

The combination of patio roof, glass side elements, awning

and ventilation is built to last and comes from one single source: weinor – no-fuss installation and easy retrofit. weinor’s **Glasoase®** can be used from spring until well into autumn, and doesn’t need to be heated in winter.

Exclusively from weinor: a massive choice of colours

Choose from 47 standard frame colours, 8 scratch-resistant and robust trend colours as well as another 200 special RAL colours for your **Glasoase®**.



A healthy climate all the time – thanks to sliding skylights and roof vents

The ongoing air exchange makes for a comfortable, healthy environment. By adding a weinor roof vent and sliding skylight, you can guard against heat buildup in your **Glasoase®**. Both can be conveniently operated from your favourite place using our **WeiTronic** remote control.

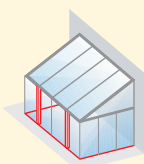


Aesthetic and functional – a pent roof that fulfils many requirements

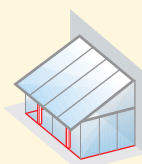


weinor's Glasoase® can be adapted to virtually any building situation and sets architectural precedents

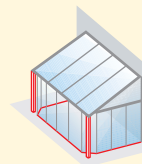
The standard version of weinor's **Glasoase®** comprises a pent roof with or without roof overhang and rests on two supports. Depending on how the frameless glass elements need to be arranged and where you want an unobstructed view, we recommend the use of corner posts or indented supports. But there are also lots of other roof shapes to choose from to suit your individual needs.



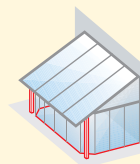
Pent roof with 90° corners and indented posts



Pent roof with roof overhang, 90° corners and indented posts



Pent roof with angled corners



Pent roof with roof overhang and angled corners

* Not all vertical glass elements and designs available with every special shape. Other individual shapes on request.

Award-winning and light-flooded



reddot design award
winner 2009

The **Glasoase**®, one of weinor's patio environments, has won the red dot award 2009 for high design quality. Safety you can rely on as confirmed by an internationally renowned award!

Different roof shapes

The right solution for every kind of building



Individual shapes – tailored to suit your house

weinor's **Glasoase**® fits in comfortably with the shape and look of your house – even if there are protruding walls or niches and corners to overcome. Choose your favourite from our extensive selection of construction designs. We will be happy to advise you in detail and help you determine which roof shape is the best alternative for your house.

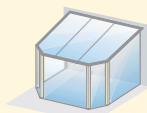
So easy to build: an asset to your property

Whether your house is old or new, your weinor **Glasoase**® will be an architectural highlight and an attractive, transparent extension to any type of building. Unlike a conservatory, the construction work involved in installing a weinor **Glasoase**® is minimal:

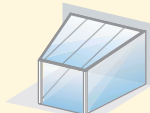
With this system, there is no need for the foundations to be fully surfaced with a base plate or for the connections to your house to be insulated.

Building codes permitting, you often won't need to apply for a building permit either.

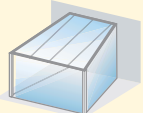
Special shapes*



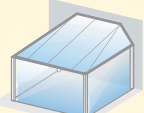
Chamfered pent roof



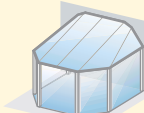
Trapezoid roof towards the eaves



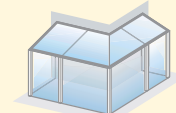
Trapezoid roof towards the ridge



Pent roof with hip



Pent roof with hip and chamfered at the front



Pent roof corner section



Gabled roof



NEW




All-glass sliding door w17-c:
allows you to operate
several leaves as one block

The actuator function allows you to move several all-glass sliding door leaves at once.

Advantage: an entire glass front can be closed with a flick of the wrist.

The glass panels run on parallel tracks.



All-glass sliding revolving door w26-c: every panel fully opens

The all-glass sliding revolving door allows you to fully open several **Glasoase®** panels at a time: simply slide the glass panels one at a time into either or both corners, concertina, and then fold the combined panels inwards or outwards. All the panels run on one track.

Absolute transparency – vertical glass elements to match any style

weinor's side glazing is an attractive way to keep out wind and rain



Barrier-free


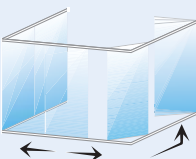
The guide rails used with the all-glass sliding door and all-glass sliding revolving door can be fully counter-sunk into the floor. This enables you to move your balcony furniture outside with ease.

To ensure that you always have an unobstructed view of the outdoors even when the front panels are closed, the standard version of our **Glasoase®** is fitted with frameless glass elements. With no profiles in your way – the glass panels stand edge to edge – you can enjoy an uninterrupted view of everything around you. When the weather turns fine, simply slide the glass fronts to one side. On request, we can also supply you with flexible glass elements, complete with aluminium frame, as well as fixed glazing.

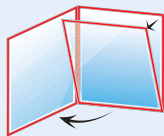


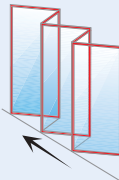
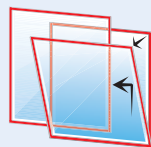
Flowing transition to nature

with or without frames, just as you need it

All-glass construction – Glass side elements, top and bottom guides, not thermally insulated

Frameless	Functions/Benefits	Application
All-glass sliding door w17-c 	<ul style="list-style-type: none"> • Maximum transparency, no vertical frames • The panels run on several parallel planes • Very smooth and easy to operate • The “actuator function” allows you to move several panels at once • Lockable from the inside (optionally available with lock on outside) 	<ul style="list-style-type: none"> • Glazing underneath the patio roof • Balcony glazing • Indoor room divider • Very well suited for retrofits
All-glass sliding revolving door w26-c 	<ul style="list-style-type: none"> • Maximum transparency, no vertical frames • The panels all run on one plane • Largest available opening across several fronts • The side elements are slid one after the other into a corner, where they are stacked then folded inwards or outwards • Lockable from the inside and outside 	<ul style="list-style-type: none"> • Glazing underneath the patio roof • Balcony glazing

Aluminium construction – Glass side elements with thermally insulated profiles

With frame	Functions/Benefits	Application
Window fixed glazing, tilt-and-turn window w50-c 	<ul style="list-style-type: none"> • Window opens inwards and can tilt or turn • Window is lockable from the inside 	<ul style="list-style-type: none"> • Glazing underneath the patio roof • Free-standing solution (e.g. underneath pavilions/gazebos or swimming pool roof) • Balcony glazing
Door w50-c 	<ul style="list-style-type: none"> • Opens inwards or outwards • Lockable from the inside • Barrier-free door sill • Doorknobs on both sides 	<ul style="list-style-type: none"> • Interior door (e.g. as a partition) • Patio roof door
Fixed glazing and special shapes w50-c 	<ul style="list-style-type: none"> • Multiple dimensions and shapes possible (e.g. trapezoidal and triangular) • Tilt-only sash possible in some instances (manual or motorised operation available) 	<ul style="list-style-type: none"> • Glazing underneath the patio roof • Glazing underneath pitched roof • Glazing intricate surface geometries
Folding partition w40-c 	<ul style="list-style-type: none"> • Folds like a concertina (to the left or right as required) • Opens inwards or outwards • Lockable from the inside and outside • Very smooth and easy to operate with a flick of the wrist 	<ul style="list-style-type: none"> • To open large fronts • Free-standing solution (e.g. underneath pavilions/gazebos or swimming pool roof) • Balcony glazing • Inner partition
Parallel tilt-and-slide door w50-c 	<ul style="list-style-type: none"> • Space-saving leaf opening • Can slide to the side from tilt position • Opens inwards • Slides to the left or right as required • Lockable from the inside and outside 	<ul style="list-style-type: none"> • Where opening space is confined • Glazing underneath the patio roof • Free-standing solution (e.g. underneath pavilions/gazebos or swimming pool roof)


**Reacting to all weathers:
WeiTronic weather sensors**

The **WeiTronic** weather sensors are available as just a sun sensor, as a sun and wind sensor, and as a sun, wind and rain sensor. Depending on which version you choose, the awning will automatically open in sunlight and retract in the wind and rain.



*Combine ingenious accessories
all from one single source*

Ultimate comfort – ranging from awnings and lighting to heating and remote controls



Coming from a single source, weinor's accessories are all perfectly paired.

Spend hours of enjoyment in your **Glasoase®** until well into the evening! The **Lux Design** light bar provides atmospheric lighting. When things turn cool outside, the **Tempura** patio heating system emits comforting warmth. Adding to your convenience, your accessories can be operated using the **WeiTronic** remote control. The look and technology of every accessory are perfectly coordinated with your **Glasoase®**.

Comfort with the remote control



You can operate the **WeiTronic Remoto** remote control to adjust shade, heating and light from your favourite chair.

Matching awnings

for beautifully cool shade in your Glasoase®



Undermount anti-glare screen

Our undermount **Sottezza** conservatory awning provides the ultimate in anti-glare protection. It blends in perfectly with the **Glasoase®** and is especially suited for use in well-ventilated rooms. And if you want to keep a room warm, this anti-glare UV screen is exactly the right choice.



Externally mounted thermal protection

If you tend to keep the side elements closed, we recommend using a roof-mounted conservatory awning from our **WGM** series. These awnings are capable of blocking out significantly more heat than an undermount awning and prevent your space from turning into a greenhouse.



Vertical awning

weinor's **VertiTex** vertical awning is the perfect screen against prying eyes and glaring light. By adding a fabric from our **Soltis®** collection, you can see everything on the inside but are completely hidden from those on the outside. Winner of the red dot design award for high design quality.



The vertical awning is available as a **VertiTex WeiTop** with rope guide or as a **VertiTex Zip** with guide rail for windy locations. With a maximum width of 6 m and a height of 2.4 m, you can also shade large areas.

Beautiful fabrics

weinor moments

- 140 choice Italian patterns
- High-quality acrylic – proven value for many years



weinor WeiTex

- 20 choice patterns
- Latest combinations of polyester-based materials
- High elasticity due to memory effect
- Ideal for large and heavily-used units



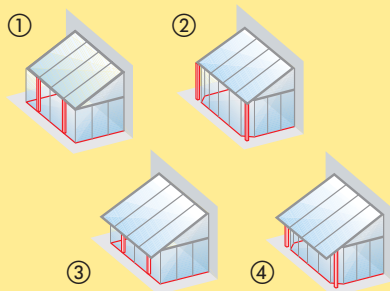
weinor fabrics are spinneret-dyed for high fade resistance and brilliant colour. Nano-coating keeps the surface from soiling and prevents mould stains.

A shape to suit your needs

Choose from a variety of pent roof designs with corner and indented posts, or 90° or 135° corners. The all-glass elements on the w26-c can fold inwards or outwards as required; the all-glass elements on the w17-c slide to the right or left.



Technical details	weinor Glasoase® (Terrazza patio roof plus side glass elements)
Max. width*	600 cm (larger sizes available on request)
Max. depth*	400 cm (larger sizes available on request)
Roof pitch	5 to 15 degrees (standard), 15 to 45 degrees (depending on version)
Type of roof	① Pent roof without roof overhang and 90° corners ② Pent roof without roof overhang and 135° corners ③ Pent roof with roof overhang and 90° corners ④ Pent roof with roof overhang and 135° corners
47 standard colours	included
Other RAL colours	available (extra charge)
8 trend colours	available (extra charge)
Other structure colours	available (extra charge)
Contrasting end caps	included, optional extra for roof supports and gutter
Drainage	attractive gutter, drain in the posts, optionally with downpipe made of aluminium, leaf guard
Roof covering	10 mm and 12 mm laminated sheet glass; 16 mm web plates (Caution: noise experienced during rain)
Substructural sections (not heat insulated)	all-glass sliding revolving doors (w26-c), all-glass sliding doors (w17-c) with 10 mm glass (standard). 6 mm or 8 mm glass available on request. Optional extra: satin glass: other types of glass on request.
Shades specially matched	Aruba, VertiTex (vertical), WGM Sottezza (horizontal), WGM series (external)
Other details**	The fully glazed elements can be folded inwards or outwards and operated from either side. Depending on the version, the floor rails for the fully glazed elements can be recessed to leave a flush surface.



10 We reserve the right to make technical changes.

* Depending on the size of the unit and the ratio of roof width to roof depth, additional posts may be required.

** Other options and accessories available on request.



We are committed to the very highest quality

weinor puts a very heavy emphasis on quality. From the design and sourcing of materials you can be sure of the best quality components and highest grade workmanship. This should result in many years enjoyment from your weinor **Glasoase®**.

Premium weinor quality –
a well-engineered system from one single source



Sturdy design

The sophisticated design of the weinor **Glasoase®** provides maximum safety and longevity. Particular attention was paid to the stresses caused by the weather, such as loads placed on them by wind and snow. All components are produced industrially as series products. That way a **Glasoase®** from weinor provides the safety of a standardised quality product.



Durable material

Strong aluminium profiles provide a high degree of stability and loading capacity. Aluminium never rusts, and unlike timber structures is impervious to weather.

“Made in Germany” quality

Our own powder coating
Since weinor is the only manufacturer to offer all the components from one place, all components are given the same powder coating. This ensures maximum colour accuracy and an identical level of shine.



Longevity

We don't cut corners on the big or small parts: All our small parts such as screws, nuts and bolts are of stainless steel so they will last especially long. All other parts are powder coated in an elaborate process. This makes them impact and scratch resistant.

Good advice from the experts

Installation of a **Glasoase®** requires competent partners with an open ear for your needs. Your weinor dealer will be happy to answer all your questions! weinor **Glasoase®** is built to meet your needs exactly.

Perfect planning using state of the art technology

By using our **WeiCad** bespoke design software tool, we can visualise how the **Glasoase®** will look when fully installed. This makes it much easier for all your questions to be answered, and also for your decision to be made.



▲ weinor awnings

Your dream patio at any time of year



reddot design award
winner 2009



reddot design award
winner 2008

▲ weinor patio roofs
with VertiTex awning



▲ weinor conservatories

No matter what you want to use your patio for, weinor has the right product for you – awning, patio roof, Glasoase® and conservatory

As an experienced specialist, your weinor dealer will help you throughout the process, from planning to completion. They will help make your patio dreams come true and will support you with advice and help. That way you stay on the safe side at all times.

Important Informations:

For textile sun protection: Creases can form in the fabric and when folding the awning cloth. That can lead to the areas of the fold appearing darker when seen against the light, particularly with light colours. Folds in the fabric in the areas of the seam, border and panels can be caused by multiple layers of fabric and different diameters of rolled up fabric. The stresses in the fabric caused by this can lead to rippling (e.g. waffle or fish-bone shapes). This is normal to differing degrees with nearly all awning fabrics. Creases and folds in the fabric do not reduce the awning's value or its suitability for its purpose. Awnings and conservatory blinds are for protection from the sun and should be rolled up in rain

and strong winds. Wet fabric creases more easily and as far as possible should only be retracted after drying out (please take care in strong winds and avoid the formation of puddles). Depending on the colour of the ordered frame we supply all small parts as well as crank handles and drives for units with crank mechanisms in black (similar to RAL 9005), white (similar to RAL 9016) or grey (similar to weinor 7319). **For patio roof, Glasoase®, conservatory:** contact a qualified conservatory builder for information on the causes of condensation and occasional cracking noises, and on how to avoid these from the outset during the planning stage.

www.weinor.com

Your dealer will be happy to advise you: